

New OfficeArt AutoShapes!

Thank you for downloading this new set of OfficeArt AutoShapes! You can drag-and-drop these AutoShapes into your Office documents and use them to create diagrams, logos, even composite illustrations--just like the AutoShapes on your Draw toolbar! These AutoShapes have pre-applied formatting, which you can adjust from within any Office application. Many AutoShapes also have yellow adjust handles, little yellow diamonds that appear when you select them. Drag the adjust handles to give the AutoShape a different form. (See Help: "AutoShapes" for more information) You can also use AutoShapes in any OLE-compliant application by downloading Draw97 for free from:

<http://www.microsoft.com/OfficeFreeStuff/Office>


We want your Feedback! Likes? Dislikes? Problems? AutoShape Requests? Click Below

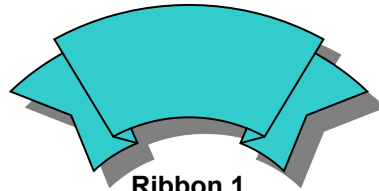
<http://www.microsoft.com/officefreestuff/feedback/default.asp>

Ribbons

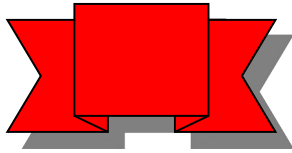
Publisher97 Shapes

Other AutoShapes

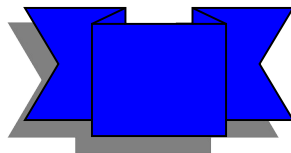




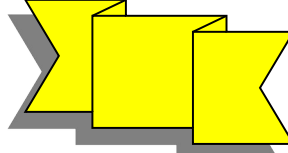
Ribbon 1



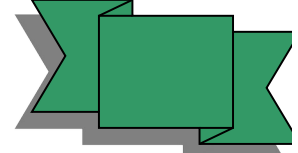
Ribbon 2



Ribbon 3



Ribbon 4




Ribbon5

[Back To Welcome Page...](#)

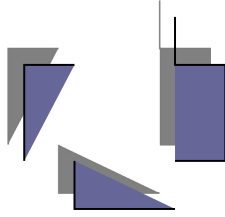
7

8


The Following AutoShapes are based on shapes found in Microsoft Publisher (97&95):



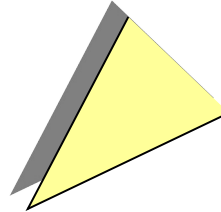
Curved Ribbon




Cross




L-Shape



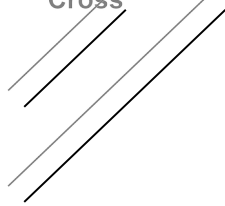
Triangle




Pie Slice



Half Frame



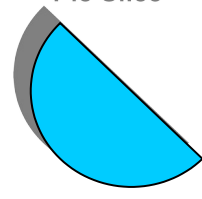
Diagonal Stripe



Soft Rect. Callout




Elliptic Callout




Chord

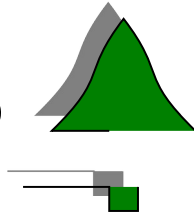
[Back To Welcome Page . . .](#)



U-Turn
U-Turn



Cloud
Cloud



Tree
Tree

Back To Welcome Page . . .