

TWinExplorer™ for Windows 32-bit
Copyright (c) PEPSOFT Intl. Ltd 1998. All rights reserved.

TWinExplorer is shareware. Thanks to [register your copy](#).



[License Agreement](#)

[Installation](#)

[How to Order TWinExplorer](#)

[How to Use](#)

Our other Products :

- AbView (Absolute Image Viewer). Multi image windows, full screen slide-show, print, rename and batch rename, explorer interface, view & e-mail pictures with one click!
<http://ABVIEW.com>
- WinXFiles: Your pictures for your eyes only.
- Absolute Security Standard & PRO: Encrypt files and send them over the internet,
- E-mailZIP: ZIP/UNZIP/ability to send the compressed file over the internet without the need to use software to ZIP or an E-Mail client.

For information about this and other PEPSOFT products, please visit us at:
<http://www.PEPSOFT.com>

PEPSOFT and TWinExplorer are trademarks of PEPSOFTWARE Int'l Ltd.
Other product names and various content are trademarks
of their respective owners.
(c) PEPSOFT. All rights reserved, 1998.

TWinExplorer™ How to order.
Copyright (c) PEPSoft Intl. Ltd 1998. All rights reserved.

Please note that TWinExplorer™ is trialware.
You can try it out free for 30 days, but if you wish to keep using it you must [order](#) it.

TWinExplorer™ is copyright (c) PEPSoft Intl. Ltd 1998. All rights reserved.
Anything not explicitly allowed below is prohibited.

This software is provided "as is". In no event shall we, PEPSoft Intl. Ltd, be liable for any consequential, special, incidental or indirect damages of any kind arising out of the delivery, performance or use of this software. This software has been written with great care but we do not guarantee that the software is error free.

You may not attempt to reverse compile, modify, translate or disassemble the software in whole or in part.

You may freely distribute the unregistered version of TWinExplorer™, provided that all the files are included and are unmodified and that no files have been added to the package. Please distribute it by copying the original ZIP file.

You may try out the unregistered version of TWinExplorer™ without any charge for the period of 30 days. After that period, you must [order](#) it or completely remove it from your computer. **TWinExplorer™, IF NOT REGISTERED, WILL STOP FUNCTIONING AFTER ONE MONTH.**

[Next: Installation.](#)
[Back to the Main help page.](#)

TWinExplorer™ Installation.

Copyright (c) PEPSOFT Intl. Ltd 1998. All rights reserved.

TWinExplorer™ is distributed as twinx_xx.zip (where xx is the version). This file can be decompressed by popular zip programs like E-mailZIP.

Unzip the file in a temporary directory and run Setup.exe. Simply follow the on-screen instructions to install TWinExplorer™. When the installation is complete, you can delete Setup.exe and the other files in the temporary directory you created.

If you wish to give copies of TWinExplorer™ to your friends, simply copy the twinx_xx.zip file.

If you didn't receive your copy of TWinExplorer™ as twinx_xx.zip containing Setup.exe and a readme file, please download it from our web site at:

<http://www.PEPSOFT.com>

It is strictly prohibited to distribute TWinExplorer™ in any way other than making exact copies of twinx_xx.zip

[Next: How to Order TWinExplorer.](#)

TWinExplorer™ How to order.

Copyright (c) PEP_SOFT Intl. Ltd 1998. All rights reserved.

You may try out TWinExplorer™ free for the period of 30 days.
If you wish to keep using it after one month, you must register it and pay a registration fee.

TWinExplorer exists in 3 versions :

- TWinExplorer (**US\$19.95**)
- TWinExplorer PlusImage, with image viewer inside (**US\$24.95**)
- TWinExplorer PRO, with image viewer+50 Speed Dir buttons listbox (**US\$29.95**)

About the TWinExplorer Image Viewer feature (PlusImage & PRO version):

You can browse all the standard image file types. A preview window appears in TWinExplorer to display the pictures. By double clicking in this preview window, the image will be displayed full size in a separate window and you can display as many images as you want in separate windows!

Note: If you order TWinExplorer PlusImage or PRO we will send you an access to download it on our web site.

Registration benefits:

- Use of TWinExplorer™ per the license agreement,
- FREE upgrades for the version 1.x,
- Technical support via E-Mail for three months from the purchase date.

You can order by SECURE order form on <http://www.pepsoft.com> or <http://TWinExplorer.com>

Once you have registered, you will receive by E-Mail (same/next business day) or mail a personal registration number to enter into the program so it knows that you have registered. You may enter this number in exactly one (1) copy of TWinExplorer™, installed on a single computer. More than one person is allowed to use the software, as long as no more than one person uses it at the same time. Just like a book can be read by many people, but only by one person at a time.

If you want more than one person to be able to use the software at the same time, you must register a copy for each of them. Please contact licenses@pepsoft.com for site licenses.



For your convenience we have contracted NorthStar Solutions to process any orders you may wish to place with your VISA, MASTERCARD, or DISCOVER card.

Registering by Internet secure web site:

<http://www.pepsoft.com>

To get your registration key you need to provide the following information:

- Your mailing address
- Your Visa, Mastercard, or Discover # and its expiration date
- Your E-Mail address (to receive your password)

After you order TWinExplorer, you will be e-mailed a user name and registration number that you can enter into the program so it knows that you have registered.

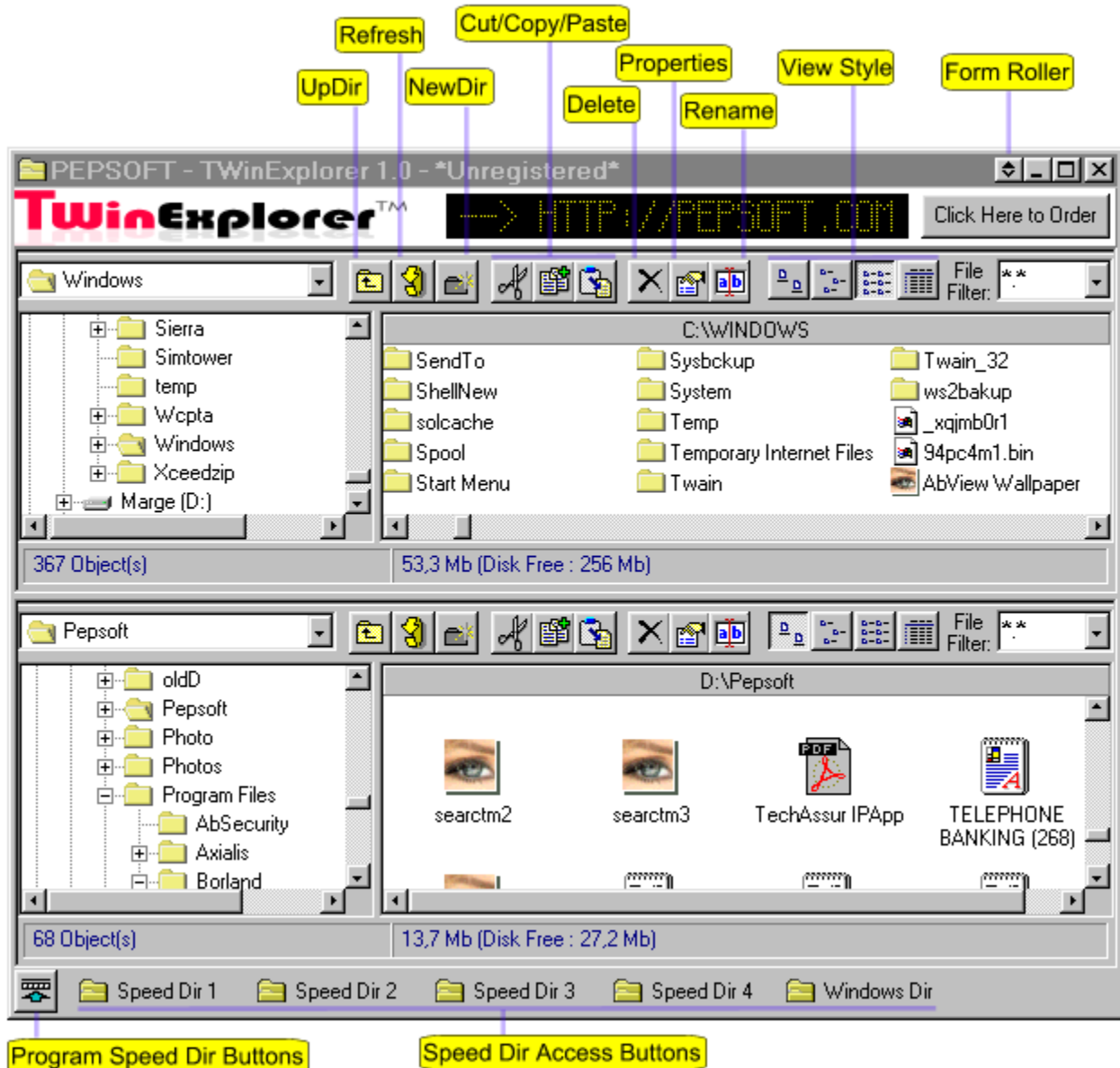
[Next: How to use.](#)

TWinExplorer™ How to Use.

Copyright (c) PEPSOFT Intl. Ltd 1998. All rights reserved.

As the use of TWinExplorer is basically the same as Windows Explorer you will feel very comfortable. There are some new buttons for easy access to Refresh Directory, Creation of new folder, file search, and a rename file button. Also, notice the file filter that Windows Explorer doesn't have and of course the speed dir buttons.

All the four directory/file panels are resizable and of course the window is too.




File Filter:

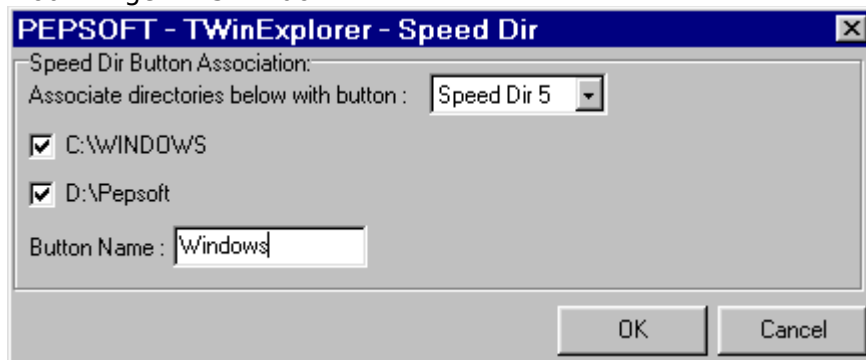
You can enter your own file filter masks, just type in one of the two file filter edit box. Your filters will be saved.

Speed Dir buttons:

The speed dir buttons are a very smart way to quickly access to your favorite directories. (In TwinExplorer PRO version (\$29.95) you can program 50 Speed Dir access listbox !)

This is the way to program a button:

- Simply go into the directories you want in the first and second explorer
- Click 
- You will get this window:



If you want only program the button to access one directory uncheck the case of the directory you don't want.
Choose the number of the button and its name if you want to rename it.

[Back to the Main Page.](#)

