

## System Status Report Panel



This panel displays a summary of the planets and star systems under the control of the Empire.


Each **Planet** displayed, is identified with its name and the name of the **Star** system where it is located.


The count of the **ground units** on the planet are displayed under the icons for the **Assault**, **Defense Force**, **StarFighter** and **Factory** units which are located on the planet.

Also, the remaining resources available on the planet are reported.


The **Planet Control Panel** can be accessed for any planet displayed on the list. A planet is selected by double clicking the **LMB** on the entry for the desired planet.

The small button at the lower left side of the screen is the **Galaxy**  or **Sector**  toggle button.

When the  indication is displayed, the report displays all the planets owned by the empire in the sector (**Operations Map**), and pressing the button will switch the report to display all planets owned by the empire in the galaxy.

When the  indication is displayed, the report is displaying all the planets owned by the empire in the galaxy, and pressing the button will switch the report to display just those planets owned by the empire in the sector (**Operations Map**).

The next small button  is the **Help** button and displays this information.

The button on the lower right  is the **Exit** button and will exit the report.



