

Lotus®

ScreenCam⁹⁷ EDITION

The Only Show And Tell Software For Windows 95.

SCREENCAM 97 HIGHLIGHTS:

- Link up to 20 shorter segments into seamless ScreenCam™ movies. You don't have to re-record an entire movie to improve a small section.
- Store your ScreenCam movies on your Web page. They can easily be downloaded and viewed by other Windows® users — even those who don't have ScreenCam.
- ScreenCam 97 offers full Windows 95 integration including 32-bit support for OLE, Notes/FX,™ SendMail, dialog and more.
- Thumbnails are automatically generated for PC movies created with any version of ScreenCam, making it easy to determine their content.



ScreenCam 97. The simplest way to create, manage, view and share PC movies.

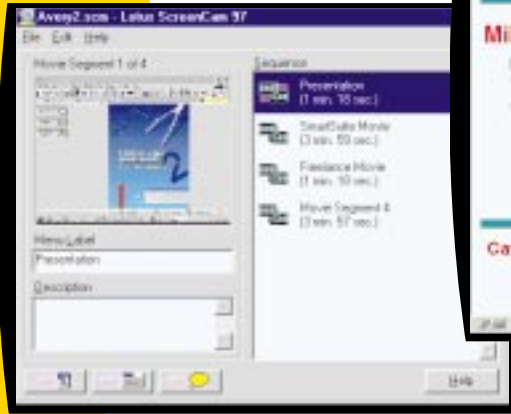
Lotus® ScreenCam 97 turns your PC into a VCR that records every click, scroll and action on your screen.

You can add captions and the sound of your voice. Then edit your instant PC movies and share them over the Internet® or by e-mail with customers, colleagues and employees. Viewers can play them back even if they don't have ScreenCam on their computers.

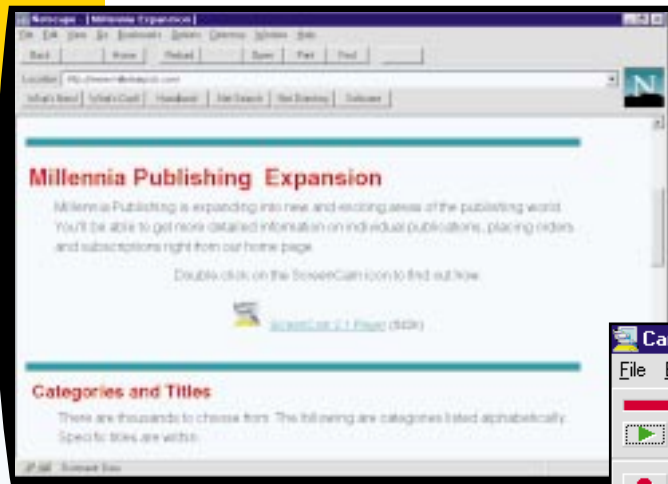
Use up to 20 movie segments to demonstrate new products, explain complex financials, troubleshoot software problems, train new employees, share applications expertise, create custom tutorials and more.

Lotus ScreenCam 97 for Windows 95 proves once and for all that simple is better.

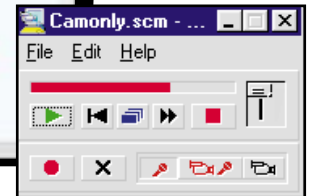
FEATURES OVERVIEW



You can create ScreenCam movies of up to 20 segments simply by pressing "Pause" to stop or resume recording. Use the "Jump To Segment" button to go directly to any section.



Use the Web to share your ScreenCam 97 movies with any Windows 95, Windows NT or Windows 3.1 user. You can easily configure your browser to automatically play ScreenCam movies with a single click.



ScreenCam 97's controls look and work just like the familiar controls on your VCR.

Film It.

- You don't have to be a professional movie producer to create arresting PC movies in any Windows application. ScreenCam 97 captures every on-screen action, plus the sound of your voice — automatically.
- Use captions and subtitles to describe what's on the screen when you don't have sound, or need more than sound to illustrate your point. Choose from a wide range of typefaces, backgrounds and formats.

Edit It.

- Plan your movies in shorter sections, then link them together. There's no reason to re-record your entire movie just to improve a single segment.
- Connect as many as 20 segments in any single ScreenCam 97 movie. Or add 19 new sections to an existing one. The transition between segments is virtually invisible.
- ScreenCam 97 makes it simple to erase mistakes, edit sections and combine sound-only files with screen-only movies.

Tweak It.

- Improve the final cut of your ScreenCam movies by controlling the font fidelity between the system a movie is recorded on and the one it's played back on.
- Crop in on the most important section of your PC screen to highlight an idea or emphasize a message.
- Set your own recording and playback preferences. For example, you can assign Hot Keys to recall captions to their proper place in a screentrack, or start, stop, pause, rewind, fast forward or play your PC movies.

Manage It.

- Just call up the File Properties box to find out the length, size, author, contents and revision history of any PC movie — without launching ScreenCam.
- You can view complete information about the screen resolution of your file and potential soundtrack compression results. So you can choose which Save option makes the best use of disk space.
- Create a temporary directory for longer ScreenCam movies to use disk space efficiently.
- Thumbnails are automatically generated for movies created using any version of ScreenCam. They make it easy to preview movie content.

Share It.

- Distribute your ScreenCam movies to any Windows user who has access to the Internet or your Intranet. Or send them via cc:Mail,™ Notes,™ Microsoft Mail or Novell® GroupWise. Your audience doesn't need ScreenCam installed to view ScreenCam movies.
- Configure your Web browser to automatically play ScreenCam movies when you click the ScreenCam icon from a Web page.
- ScreenCam is fully integrated with Lotus Notes.® Both your ScreenCam file information and movies can be automatically archived in a library anyone can access. File Compression makes it easy to record and distribute even long PC movies.
- Save ScreenCam screentrack movies in Microsoft's .avi format and use them in other applications.

System Requirements

Systems requirements for ScreenCam 97 are IBM® or compatible PC certified for use with MS Windows 95. VGA 16-color or higher graphics adapter and monitor. Parallel port or sound card-enabled device supported by Windows 95, speaker(s) or headphones, microphone and mouse. 10MB free space is recommended for recording. **Please Note:** You can distribute the ScreenCam player and ScreenCam movies free of charge. However, you are not permitted to copy the ScreenCam recorder.

For more information, call
1-800-343-5414

In Canada, call
1-800-GO-LOTUS



Lotus Development Corporation, 55 Cambridge Parkway, Cambridge, MA 02142. Lotus Development Canada Ltd., 10 Bay Street, Toronto, Ontario M5J 2R8. Lotus, Lotus Notes and Working Together are registered trademarks and ScreenCam, Notes/FX and Notes are trademarks of Lotus Development Corporation. cc:Mail is a trademark of cc:Mail Inc., a wholly owned subsidiary of Lotus Development Corporation. Windows is a registered trademark of Microsoft Corporation. Internet is a registered trademark of Internet, Inc. Novell is a registered trademark of Novell, Inc. IBM is a registered trademark of International Business Machines Corporation. All other products are registered under their respective companies.
©1996 Lotus Development Corporation. All rights reserved. Printed in U.S.A. Part No. 34813.

WINDOWS 95
WINDOWS NT

Lotus
Working Together™