
Shell SmartMaster

Table of Contents

or a button to use a SmartMaster sheet.

Sheet	Description
>	Err:502 Use this area for a one or two line description of the SmartMaster.
> Chart	Use this line to describe the chart or charts in this SmartMaster.
> Information	Help, tips, and details on file sharing, conventions, and macros used in this SmartMaster.

—




—

Information Zoom Print


Sample Data Keep Data

Swap Data


Restore
Zoom



Return to Shell Information Print



- data_a
- data_b
- data_c
- data_d
- data_e
- data_f
- data_g



SCREEN-ADJUST	CODE	DESCRIPTION
\0	<pre>{ZOOM_TEST} {Let ZM_NRML:@Vlookup(ZM_SCRN;ZM_TABLE;1)} {Let ZM_ALL:@Vlookup(ZM_SCRN;ZM_TABLE;2)} {Set "Window-Custom-Zoom";ZM_NRML}{Quit}</pre>	; Senses screen re ; view preferences

ZOOM_TEST	<pre>{If @Info("Screen-Width")<=640}{Let ZM_SCRN;640}{Return} {If @Info("Screen-Width")<=800}{Let ZM_SCRN;800}{Return} {If @Info("Screen-Width")<=1024}{Let ZM_SCRN;1024}{Return} {Let ZM_SCRN;1280}{Return}</pre>	
-----------	---	--

ZM_SCRN	640		
		NORMAL	FULL PAGE
ZM_TABLE	640	87	32
	800	100	42
	1024	110	46
	1280	120	65

ZOOM FACTOR	CODE	DESCRIPTION
ZOOM_RTN	{Set "Window-Custom-Zoom";ZM_ALL}{Quit}	; Sets view to disp
ZM_NRML	87	; Preferred zoom s
ZM_ALL	32	; View entire sheet
ZM_RESTORE	{Set "Window-Custom-Zoom";ZM_NRML}{R}{L}{Quit}	; Resets view to no

PRINT SHEET	CODE	DESCRIPTION
SHT_PRINT	<pre>{Set "Print-Range";SHEET_RANGE}{Set "Print-Footer-Center-Text";""} {Set "Print-Orientation";"Portrait"}{Set "Print-Fit-Page";"Yes"} {Set "Print-Margin-Top";".75"} {Set "Print-Margin-Left";".75"}{Set "Print-Margin-Right";".75"} {Set "Print-Margin-Bottom";".25"} {BACKGRND 0}{Print?}{BACKGRND 2} {Quit}</pre>	; Prints spreadshe
BACKGRND	<pre>{Define BCK_COL:V} {Let RNG_NUM;1}{BCK_LOOP}</pre>	; Sets / Resets ligh
BCK_LOOP	<pre>{Let RNG_NAME;"DATA_"&@Right(@String(RNG_NUM+100;0);2)} {If 1-@Isrange(@@(RNG_NAME))}{Return} {Style-Interior BCK_COL;;;;;+RNG_NAME} {Let RNG_NUM;RNG_NUM+1}{Branch BCK_LOOP}</pre>	

BCK_COL	2	
---------	---	--

<i>PRINT CHART</i>	<i>CODE</i>	<i>DESCRIPTION</i>
CHT_PRINT	{Select "CHART 1";;"Chart"}{Set "Print-Footer-Center-Text";""} {Set "Print-Orientation";"Landscape"}{Set "Print-Fit-Page";"Yes"} {Set "Print-Margin-Top";".75"} {Set "Print-Margin-Left";".75"}{Set "Print-Margin-Right";".75"} {Set "Print-Margin-Bottom";".25"} {Print?}{Edit-Goto "Chart:A1"} {Quit}	: Selects chart, set : and invokes the F

<i>PRINT INFORMATION CODE</i>	<i>DESCRIPTION</i>
INFO_PRINT	{Define INFO_TOPIC:V} ; Prints Topics from {Dialog DLG_INFOPRT} {If RES_INFOPRT=0}{Quit} {Set "Print-Footer-Center-Text";"^"} {Set "Print-Centered";"Horizontal"} {Set "Print-Orientation";"Portrait"}{Set "Print-Size";"Fit-All"} {Set "Print-Margin-Top";".5"} {Set "Print-Margin-Left";".5"}{Set "Print-Margin-Right";".5"} {Set "Print-Margin-Bottom";".25"} {Let UPPER_LEFT;@Info("Origin")} {If ANS_INFOPRT=0}{INFO_CURR_PRT} {If ANS_INFOPRT}{Select @Vlookup(INFO_TOPIC;INFO_LIST;1)} {Style-Interior 0} {Print?} {Style-Interior 2} {Edit-Goto +UPPER_LEFT} {Quit}
INFO_CURR_PRT	{Select INF_OVER_RANGE} ; Prints all Informa {Select-Append INF_STEP_RANGE} {Select-Append INF_TIPS_RANGE} {Select-Append INF_CONVENTION} {Select-Append INF_NOTE_RANGE} {Select-Append INF_ABOU_RANGE} {Return}
UPPER_LEFT	\$E:\$A\$316
INFO_LIST	1INF_OVER_RANGE ; Information sheet 2INF_STEP_RANGE 3INF_TIPS_RANGE 4INF_CONVENTION 5INF_NOTE_RANGE 6INF_ABOU_RANGE
INFO_TOPIC	6

DLG_INFOPRT	DIALOG	InfoPrint			
-------------	--------	-----------	--	--	--

-2134376400	4	63	62	152
FONT	8	"Helv"		
8	8	59	10	20
8	21	56	10	21
102	4	40	14	1
102	22	40	14	2
END DIALOG				

SAMPLE DATA	CODE	DESCRIPTION
-------------	------	-------------

SAMPDATA {Let CURR_SCEN;@Scenariolast(@Cellpointer("Filename"))} ; Displays Sample
 {If @Iserr(CURR_SCEN)}{Let CURR_SCEN;"unnamed"}
 {If @Exact(CURR_SCEN;"sample")}{Branch SAMP_RESTORE}
 {Dialog DLG_SAMPLE1}
 {If RES_SAMPLE1=0}{Quit}
 {Let PREV_SCEN;CURR_SCEN}
 {UPDATE}
 {Scenario-Show "sample"}{Calc}{Quit}

SAMP_RESTORE {Dialog DLG_SAMPLE2} ; Restores previous
 {If RES_SAMPLE2=0}{Quit}
 {Scenario-Show PREV_SCEN}{Calc}{Quit}

PREV_SCEN unnamed
 CURR_SCEN sample

DLG_SAMPLE1

DIALOG	Sample1			
-2134376400	4	51	60	176
FONT	8	"Helv"		
4	4	113	24	1000
130	4	40	14	1
130	22	40	14	2
4	28	116	26	1001
END DIALOG				

DLG_SAMPLE2

DIALOG	Sample2			
-2134376400	3	50	60	176
FONT	8	"Helv"		
4	4	110	24	1000
130	4	40	14	1
130	22	40	14	2
END DIALOG				

KEEP DATA	CODE	DESCRIPTION
-----------	------	-------------

KEEPDATA {If @Count(SCENARIO_LIST)=@Rows(SCENARIO_LIST)-1}{Branch K_ ; Stores user-data
 {Dialog DLG_KEEPPDATA}
 {If RES_KEEPPDATA=0}{Quit}
 {If RES_KEEPPDATA=3}{Branch K_UPDATE}
 {If RES_KEEPPDATA=4}{Branch K_HELP}
{If @Length(@S(ANS_KEEPPDATA))<1}{Alert "To create a scenario, you must enter a

```

{If 1-@Iserr(@Scenarioinfo("Creator";@Lower(@Trim(ANS_KEEPDATA))))}{Branch K_EXI
{Scenario-Create @Lower(@Trim(ANS_KEEPDATA))}
{Let RNG_NUM;1}{K_VERSIONS}
{Put SCENARIO_LIST;0;@Count(SCENARIO_LIST);ANS_KEEPDATA}
{Scenario-Show @Lower(@Trim(ANS_KEEPDATA))}
{Calc}{Return}

```

```

K_UPDATE {CLEAN_LIST}{Dialog DLG_UPDDATA} ; Check for deletex
{If ANS_UPDDATA<0}{Quit}
{If RES_UPDDATA=0}{Quit}
{Scenario-Delete @Lower(@Trim(@Index(UPDATE_LIST;0;ANS_UPDDATA)))}
{Scenario-Create @Lower(@Trim(@Index(UPDATE_LIST;0;ANS_UPDDATA)))}
{Let RNG_NUM;1}{UP_EXISTING}
{Scenario-Show @Lower(@Trim(@Index(UPDATE_LIST;0;ANS_UPDDATA)))}{Quit}

```

```

CLEAN_LIST {Blank ANS_SWAPDATA}
CLEAN_LOOP {If ANS_SWAPDATA>@Count(UPDATE_LIST)}{Return}
{If 1-@Iserr(@Scenarioinfo("Creator";@Lower(@Trim(@Index(SCENARIO_LIST;0;ANS_S'
{Recalc LIST_RNG}{Edit-Copy +LIST_RNG}{Recalc LIST_ADDR}{Edit-Paste +LIST_ADDF
{Branch CLEAN_LOOP}

```

```

UP_EXISTING {Let RNG_NAME;"DATA_"&@Right(@String(RNG_NUM+100;0);2)}
{If 1-@Isrange(@@(RNG_NAME))}{Return}
{Version-Delete +RNG_NAME;@Lower(@Trim(@Index(UPDATE_LIST;0;ANS_UPDDATA
{Version-Create +RNG_NAME;@Lower(@Trim(@Index(UPDATE_LIST;0;ANS_UPDDATA
{Scenario-Add-Version @Lower(@Trim(@Index(UPDATE_LIST;0;ANS_UPDDATA))};+RN
{Let RNG_NUM;RNG_NUM+1}{Branch UP_EXISTING}

```

```

K_HELP {Dialog DLG_KHELP}
{Branch KEEPDATA}

```

```

K_LIMIT {Alert +"The maximum number of "&@String(@Count(SCENARIO_LIST);0)&" scenar
{Quit}

```

```

K_EXISTS {Alert +""&@Lower(@Trim(ANS_KEEPDATA))&"" already exists. Please use anotf

```

```

K_VERSIONS {Let RNG_NAME;"DATA_"&@Right(@String(RNG_NUM+100;0);2)}
{If 1-@Isrange(@@(RNG_NAME))}{Return}
{Version-Create +RNG_NAME;@Lower(@Trim(ANS_KEEPDATA))}
{Scenario-Add-Version @Lower(@Trim(ANS_KEEPDATA))};+RNG_NAME;@Lower(@Trin
{Let RNG_NUM;RNG_NUM+1}{Branch K_VERSIONS}

```

```

RNG_NUM 1
RNG_NAME DATA_01

```

DIALOG	KeepData			
-2134376400	8	20	32	196
FONT	8"Helv"			
4	64	89	12	8001

148	2	40	14	1
148	34	40	14	2
148	18	40	14	3
148	52	40	14	4
4	32	128	18	1000
4	2	130	24	1001
4	54	114	10	1002
END DIALOG				

DLG_UPDDATA

DIALOG	Update			
-2134376400	4	54	36	198
FONT	8"Helv"			
4	36	104	48	9001
4	4	113	24	1000
150	6	40	14	1
150	22	40	14	2
END DIALOG				

DLG_KHELP

DIALOG	KHELP			
-2134376400	2	21	32	196
FONT	8"Helv"			
148	2	40	14	1
4	2	139	42	1001
END DIALOG				

SWAP DATA	CODE	DESCRIPTION
SWAPDATA	<pre>{CLEAN_LIST}{Dialog DLG_SWAPDATA} {If ANS_SWAPDATA<0}{Quit} {If RES_SWAPDATA=0}{Quit} {If RES_SWAPDATA=3}{Branch DEL_SCENARIO} {Let CURR_SCEN;@Scenariolast(@Cellpointer("Filename"))} {If @Iserr(CURR_SCEN)}{Let CURR_SCEN;"unnamed"} {If CURR_SCEN<>"unnamed"}{UPDATE} {If CURR_SCEN="unnamed"}{UPDUN} {Scenario-Show @Lower(@Trim(@Index(SCENARIO_LIST;0;ANS_SWAPDATA)))} {If @Scenariolast(@Cellpointer("Filename"))<>"-blank-"}{Quit} {Scenario-Delete "unnamed"}{Scenario-Creat "unnamed"} {Let RNG_NUM;1}{UP_UNNAMED}{Scenario-Show "unnamed"}{Calc}{Quit}</pre>	; Switches to a sce
UPDUN	<pre>{Dialog DLG_UPDUN} {If RES_UPDUN=3}{Quit} {If RES_UPDUN=1}{KEEPDATA} {Let RES;1}{Return}</pre>	
UP_UNNAMED	<pre>{Let RNG_NAME;+"DATA_"&@Right(@String(RNG_NUM+100;0);2)} {If 1-@Isrange(@@(RNG_NAME))}{Return} {Version-Delete +RNG_NAME;"unnamed"} {Version-Creat +RNG_NAME;"unnamed"} {Scenario-Add-Version "unnamed";;+RNG_NAME;"unnamed"}</pre>	

< Blank Cell. To increase limit, 1) place cell pointer on blank cell, and 2)

UPDATE

```
{Let RNG_NUM;1}{Blank NO_UPDATE}{UPDATE_TEST}
{If NO_UPDATE}{Return}
{If @Exact(CURR_SCEN;"sample")}{Return}
{If @Exact(CURR_SCEN;"unnamed")}{UPDATE_POST}{Return}
{Recalc FRM_UPDSC}{Dialog DLG_UPDSC}
{If RES_UPDSC=3}{Quit}
{If RES_UPDSC=1}{UPDATE_POST}
{Return}
```

UPDATE_TEST

```
{Let RNG_NAME;"DATA_"&@Right(@String(RNG_NUM+100;0);2)}
{If 1-@Isrange(@@(RNG_NAME))}{Let NO_UPDATE;1}{Return}
{If @Iserr(@Versioncurrent(@@(RNG_NAME)))}{Return}
{Let RNG_NUM;RNG_NUM+1}{Branch UPDATE_TEST}
```

UPDATE_POST
UPDATE_LOOP

```
{Version-Update +RNG_NAME;CURR_SCEN}
{Let RNG_NUM;RNG_NUM+1}
{Let RNG_NAME;"DATA_"&@Right(@String(RNG_NUM+100;0);2)}
{If 1-@Isrange(@@(RNG_NAME))}{Return}
{If @Iserr(@Versioncurrent(@@(RNG_NAME)))}{Branch UPDATE_POST}
{Branch UPDATE_LOOP}
```

NO_UPDATE

1

DLG_SWAPDATA

DIALOG	SwapData				
-2134376400	5	53	36	198	
FONT	8"Helv"				
4	26	108	58	9001	
4	4	124	18	1000	
150	6	40	14	1	
150	22	40	14	2	
150	42	40	14	3	
END DIALOG					

DLG_UPDSC

DIALOG	Update1				
-2134376400	4	69	49	180	
FONT	8"Helv"				
4	5	126	44	1000	
135	2	40	14	1	
135	18	40	14	2	
135	39	40	14	3	
END DIALOG					

DLG_UPDUN

DIALOG	unnamed				
--------	---------	--	--	--	--

-2134376400	4	78	60	137
FONT	8"Helv"			
7	3	79	27	1000
92	2	40	14	1
92	18	40	14	2
92	39	40	14	3
END DIALOG				

SHOW MACROS	CODE	DESCRIPTION
-------------	------	-------------

MACRO_SHOW	{Show-Sheets MACROS:A1} {Edit-Goto MACROS:A1}{Quit}	; Show / Hide this
------------	--	--------------------

MACRO_HIDE	{Home}{Hide-Sheets MACROS:A1} {Edit-Goto INFORMATION:A1}{Quit}	
------------	---	--

SHOW NOTES FIELDSCODE	DESCRIPTION
-----------------------	-------------

NOTES_SHOW	{Show-Sheets MACROS:A1} {Edit-Goto NOTES_FIELDS} {Edit-Goto "NOTES FIELDS"}{Quit}	; Navigate to the N
------------	---	---------------------

PRINT MACROS	CODE	DESCRIPTION
--------------	------	-------------

MACRO_PRINT	{Dialog DLG_MACPRINT} {If RES_MACROPRT=0}{Quit} {If ANS_MACROPRT1}{Set "Print-Range";MACROS_RANGE}{Set "Print-Orientation";"Landscape"} {If ANS_MACROPRT2}{Set "Print-Range";NOTES_FIELDS}{Set "Print-Orientation";"Portrait"} {If ANS_MACROPRT3}{Set "Print-Range";RN_TABLE_RANGE}{Set "Print-Orientation";"Portrait"} {Set "Print-Centered";"Horizontal"} {Set "Print-Footer-Center-Text";"A"} {Set "Print-Size";"Fit-Columns"} {Set "Print-Margin-Top";".5"} {Set "Print-Margin-Left";".5"}{Set "Print-Margin-Right";".5"} {Set "Print-Margin-Bottom";".25"} {Print?} {Quit}	; Print sections of t
-------------	---	-----------------------

DLG_MACPRINT

DIALOG	MacPrint			
-2134376400	5	66	62	152
FONT	8"Helv"			
8	4	59	10	20
8	15	72	10	21
8	26	84	10	22
102	4	40	14	1
102	22	40	14	2
END DIALOG				

END OF MACROS

Information Print
n

ANS_INFOPRT	D:L98..D:L98
ANS_KEEPPDATA	D:L193..D:L193
ANS_MACROPRT1	D:L379..D:L379
ANS_MACROPRT2	D:L380..D:L380
ANS_MACROPRT3	D:L381..D:L381
ANS_SWAPDATA	D:L324..D:L324
ANS_UPDDATA	D:L206..D:L206
BACKGRND	D:B38..D:B38
BCK_COL	D:B46..D:B46
BCK_LOOP	D:B41..D:B41
CHART	C:A1..C:A1

CHT_PRINT	D:B49..D:B49
CLEAN_LIST	D:B160..D:B160
CLEAN_LOOP	D:B161..D:B161
CURR_SCEN	D:B119..D:B119
DEL_SCENARIO	D:B249..D:B249
DLG_INFOPRT	D:B95..D:B95
DLG_KEEPPDATA	D:B190..D:B190
DLG_KHELP	D:B212..D:B212
DLG_MACPRINT	D:B376..D:B376
DLG_PERSONAL	D:B389..D:B389
DLG_SAMPLE1	D:B121..D:B121
DLG_SAMPLE2	D:B130..D:B130
DLG_SWAPDATA	D:B321..D:B321
DLG_UPDDATA	D:B203..D:B203
DLG_UPDSC	D:B331..D:B331
DLG_UPDUN	D:B340..D:B340
D_VERSIONS	D:B258..D:B258
FRM_UPDSC	D:I334..D:I334
INFORMATION	E:A1..E:A1
INFO_ABOUT	E:A316..E:A316
INFO_CONVENTION	E:A211..E:A211
INFO_CURR_PRT	D:B76..D:B76
INFO_LIST	D:B86..D:C91
INFO_NOTESFX	E:A268..E:A268
INFO_OVERVIEW	E:A60..E:A60
INFO_PRINT	D:B58..D:B58
INFO_STEPS	E:A109..E:A109
INFO_TIPS	E:A160..E:A160
INFO_TOPIC	D:B93..D:B93
INF_ABOU_RANGE	E:B318..E:H330
INF_CONVENTION	E:B217..E:H228
INF_NOTE_RANGE	E:B270..E:H280
INF_OVER_RANGE	E:B62..E:H69
INF_STEP_RANGE	E:B111..E:H121
INF_TIPS_RANGE	E:B162..E:H172
KEEPDATA	D:B139..D:B139
K_EXISTS	D:B179..D:B179
K_HELP	D:B173..D:B173
K_LIMIT	D:B176..D:B176
K_UPDATE	D:B152..D:B152
K_VERSIONS	D:B181..D:B181
LIST_ADDR	D:B246..D:B246
LIST_RNG	D:B245..D:B245
MACROS	D:A1..D:A1
MACROS_RANGE	D:A3..D:L406
MACRO_HIDE	D:B353..D:B353
MACRO_PRINT	D:B362..D:B362
MACRO_SHOW	D:B350..D:B350
NOTES_FIELDS	D:A444..D:B451

NOTES_FIELDS	D:A442..D:A442
NOTES_SHOW	D:B357..D:B357
NO_UPDATE	D:B319..D:B319
PERSONALIZE	D:B387..D:B387
PREV_SCEN	D:B118..D:B118
RES	D:B247..D:B247
RES_INFOPRT	D:L96..D:L96
RES_KEEPPDATA	D:L191..D:L191
RES_MACROPRT	D:L377..D:L377
RES_SAMPLE1	D:L122..D:L122
RES_SAMPLE2	D:L131..D:L131
RES_SWAPDATA	D:L322..D:L322
RES_UPDDATA	D:L204..D:L204
RES_UPDSC	D:L332..D:L332
RES_UPDUN	D:L341..D:L341
RNG_NAME	D:B188..D:B188
RNG_NUM	D:B187..D:B187
RN_TABLE	D:A489..D:A489
RN_TABLE_RANGE	D:A490..D:B591
SAMPDATA	D:B105..D:B105
SAMP_RESTORE	D:B114..D:B114
SCENARIO_LIST	D:B263..D:B296
SHEET_RANGE	B:B2..B:I42
SHELL	B:A1..B:A1
SHT_PRINT	D:B30..D:B30
SWAPDATA	D:B220..D:B220
TABLE_CONTENTS	A:A1..A:A1
UPDATE	D:B298..D:B298
UPDATE_LIST	D:B264..D:B296
UPDATE_LOOP	D:B313..D:B313
UPDATE_POST	D:B312..D:B312
UPDATE_TEST	D:B307..D:B307
UPDUN	D:B233..D:B233
UPPER_LEFT	D:B84..D:B84
UP_EXISTING	D:B166..D:B166
UP_UNNAMED	D:B238..D:B238
ZM_ALL	D:B25..D:B25
ZM_NRML	D:B24..D:B24
ZM_RESTORE	D:B27..D:B27
ZM_SCRN	D:B14..D:B14
ZM_TABLE	D:B16..D:D19
ZOOM_RTN	D:B22..D:B22
ZOOM_TEST	D:B9..D:B9
\0	D:B4..D:B4

≡	Name	Notes
≡		Fields

√

Resolution and sets
accordingly

√

lay entire sheet

setting
t

ormal

√

et page

it yellow background

√

ts orientation and margins,
Print dialog

√

n the Information sheet

tion sheet text

t ranges

--	--	--	--	--	--

42	""	""	"Select Information to Print"		1
1342242800	"button"	"Current topic"		0	1
1342242800	"button"	"All topics"		0	0
1342373900	"button"	"OK"		0	
1342373900	"button"	"Cancel"		0	

√

data, preserving existing entries

s data

58	""	""	"Sample Data"		1
1342177300	"static"	"You can use a s		0	
1342373900	"button"	"OK"		0	
1342373900	"button"	"Cancel"		0	
1342177300	"static"	"currently in this		0	

42	""	""	"Sample Data"		1
1342177300	"static"	"Restore the data		0	
1342373900	"button"	"OK"		0	
1342373900	"button"	"Cancel"		0	

√

in a scenario

scenario name. Press OK to return to the Keep Data dialog box.">{Branch KEEPDATA}

ISTS}

l scenarios

WAPDATA)))))){{Let ANS_SWAPDATA;ANS_SWAPDATA+1}{Branch CLEAN_LOOP}
}}

}}}

}}}

IG_NAME:@Lower(@Trim(@Index(UPDATE_LIST;0;ANS_UPDDATA))))}

ios is in use. You must delete a scenario before creating a new one."}

er scenario name."){Branch KEEPDATA}

n(ANS_KEEPPDATA))}

82"	"	"	"Keep Data"		0
1350762600"edit"	"	"	0		

1342373900	button	"OK"	0	
1342373900	button	"Cancel"	0	
1342373900	button	"Update..."	0	
1342373900	button	"Help"	0	
1342177300	static	"You can create	0	
1342177300	static	"This SmartMast	0	
1342177300	static	"Enter a name fo	0	

88	""	""	"Update"	0
1352728600	listbox	""	0	UPDATE_LIST
1342177300	static	"Select the scena	0	
1342373900	button	"OK"	0	
1342373900	button	"Cancel"	0	

50	""	""	"Keep Data Help"	1
1342373900	button	"OK"	0	
1342177300	static	For more informa	0	

√

enario selected by the user

his scenario is used to clear data from the SmartMaster and create a blank, unnamed scenario.}{Branch SWAPDATA}
"Stop";RES}{If 1-RES}{Quit}

_ADDR}{Quit}

PDATA))}}

insert as many rows as you like.

88	""	""	"Swap Data"		0
1352728600	"listbox"	""		0	SCENARIO_LIST
1342177300	"static"	"Select the scen		0	
1342373900	"button"	"OK"		0	
1342373900	"button"	"Cancel"		0	
1342373900	"button"	"Delete"		0	

58	""	""	"Update Scenario"		0
1342177300	"static"	The scenario nan		0	
1342373900	"button"	"Yes"		0	
1342373900	"button"	"No"		0	
1342373900	"button"	"Cancel"		0	

--	--	--	--	--	--

58	""	""	"Update Scenario"		1
1342177300	"static"	"The current sce	0		
1342373900	"button"	"Yes"	0		
1342373900	"button"	"No"	0		
1342373900	"button"	"Cancel"	0		

√

Macros sheet

√

Notes/FX fields

the macro sheet

escape"}

!"}

portrait"}

42	""	""	"Select Information to Print"		1
1342242800	"button"	"Macros"	0		0
1342242800	"button"	"Notes Fields"	0		0
1342242800	"button"	"Range Name Ta	0		1
1342373900	"button"	"OK"	0		
1342373900	"button"	"Cancel"	0		



Return to
Macros

Return to
Macros

RES_SWAPDATA

ANS_SWAPDATA

Click a button to go to a subject.

Subject	Description
> Overview	General information about this SmartMaster.
> Steps	Procedures to use this SmartMaster.
> Tips	Helpful hints for using this SmartMaster.
> Conventions	Details on conventions used in this SmartMaster.
> Notes/FX Enabling	Description of Notes/FX and available fields.
> Macros	Individual macro commands and their descriptions used in this SmartMaster.
> About	Information about the developer of this SmartMaster.

[Return to Shell](#) [Information](#) [Index](#)

Overview

Return to Shell [Information Index](#)

Steps

- 1.
- 2.
- 3.
- 4.

Return to Information Print
Shell Index

Tips



Return to
Shell

Information Print
Index

Conventions

[Return to Shell Information Index](#)

SmartMaster with Notes/FX

Notes/FX lets you exchange data between applications by embedding the data as an object in a spreadsheet. In 1-2-3, the range called "Notes Fields" can be made available to Notes for exchanging data between Notes and the spreadsheet.

This SmartMaster contains fields that can be used for Notes/FX applications. To see the range "Notes Fields," click on the Notes Fields button. For more information about using Notes/FX, see the Notes/FX documentation.

[Return to Shell Information Index](#)



his SmartMaster



This SmartMaster was developed by KMT Software, Inc. KMT Software is the developer of add-on products that are marketed under the Lotus name through Lotus Selects. KMT Software worked closely with Lotus to develop the Lotus SmartMaster Collection for 1-2-3 Release 5, a collection of dozens of additional SmartMaster templates. The Lotus SmartMaster Collection for 1-2-3 Release 5 includes SmartMaster templates to help you manage your business as well as personal planning and finances.



To order or learn more about the Lotus SmartMaster Collection for 1-2-3 Release 5, in the U.S. call Lotus Selects at 1-800-635-6887. In Canada, call 1-800-GO-LOTUS.



Shell












Notes Fields

a Notes form.
etween Notes

named
e the Notes



**of several
software has**

r
your

please

