
Chase Order SmartMaster

Table of Contents

Click on a button to use a SmartMaster sheet.

Sheet	Description
>	Err:502 Enter goods ordered and services rendered here.
> Information	Help, tips, and details on file sharing, conventions, and macros used in this SmartMaster.



—



—



1



Company Name

PURCHASE ORDER

Address Line 1

Address Line 2

Phone Number

The following number must appear on all invoices, bills of lading, and acknowledgments relating to this PO:

Purchase Order: Number

TO:
Name
Company
Address Line 1
Address Line 2

P.O. DATE
TERMS
"F.O.B."
"SHIP VIA

QTY	UNIT	DESCRIPTION	UNIT PRICE
Please notify us immediately if this order cannot be shipped complete on or before: Date			SUBTOTAL
			SHIPPING
			TAX

OTHER

Ship To:

Name
Company
Address Line 1
Address Line 2


Send Correspondence To:

Name
Company
Address Line 1
Address Line 2
Phone

APPROVED BY

DATE

#NAME?
TOTAL



SCREEN-ADJUST	CODE	DESCRIPTION
10	<pre>{ZOOM_TEST} {Let ZM_NRML;@Vlookup(ZM_SCRN;ZM_TABLE;1)} {Let ZM_ALL;@Vlookup(ZM_SCRN;ZM_TABLE;2)} {Set "Window-Custom-Zoom";ZM_NRML}{Quit}</pre>	; Senses screen re ; view preferences

ZOOM_TEST

```
{If @Info("Screen-Width")<=640}{Let ZM_SCRN;640}{Return}
{If @Info("Screen-Width")<=800}{Let ZM_SCRN;800}{Return}
{If @Info("Screen-Width")<=1024}{Let ZM_SCRN;1024}{Return}
{Let ZM_SCRN;1280}{Return}
```

ZM_SCRN 640

	NORMAL	FULL PAGE
ZM_TABLE 640	85	32
800	100	42
1024	110	46
1280	120	65

ZOOM FACTOR	CODE	DESCRIPTION
ZOOM_RTN	{Set "Window-Custom-Zoom";ZM_ALL}{Quit}	; Sets view to disp
ZM_NRML	85	; Preferred zoom s
ZM_ALL	32	; View entire sheet
ZM_RESTORE	{Set "Window-Custom-Zoom";ZM_NRML}{R}{L}{Quit}	; Resets view to n

PRINT SHEET	CODE	DESCRIPTION
SHT_PRINT	<pre>{Set "Print-Range";SHEET_RANGE}{Set "Print-Footer-Center-Text";""} {Set "Print-Orientation";"Portrait"}{Set "Print-Fit-Page";"Yes"} {Set "Print-Margin-Top";".75"} {Set "Print-Margin-Left";".75"}{Set "Print-Margin-Right";".75"} {Set "Print-Margin-Bottom";".25"} {BACKGRND 0}{Print?}{BACKGRND 2} {Quit}</pre>	; Prints spreadshe

BACKGRND {Define BCK_COL:V} ; Sets / Resets ligh
{Let RNG_NUM;1}{BCK_LOOP}

BCK_LOOP

```
{Let RNG_NAME;+"DATA_"&@Right(@String(RNG_NUM+100;0);2)}
{If 1-@Isrange(@@(RNG_NAME))}{Return}
{Style-Interior BCK_COL;;;+RNG_NAME}
{Let RNG_NUM;RNG_NUM+1}{Branch BCK_LOOP}
```

BCK_COL 2

PRINT INFORMATION CODE	DESCRIPTION
------------------------	-------------

INFO_PRINT {Define INFO_TOPIC:V} ; Prints Topics for
 {Dialog DLG_INFOPRT}
 {If RES_INFOPRT=0}{Quit}
 {Set "Print-Footer-Center-Text";"^"}
 {Set "Print-Centered";"Horizontal"}
 {Set "Print-Orientation";"Portrait"}{Set "Print-Size";"Fit-All"}
 {Set "Print-Margin-Top";".5"}
 {Set "Print-Margin-Left";".5"}{Set "Print-Margin-Right";".5"}
 {Set "Print-Margin-Bottom";".25"}
 {Let UPPER_LEFT;@Info("Origin")}
 {If ANS_INFOPRT=0}{INFO_CURR_PRT}
 {If ANS_INFOPRT}{Select @Vlookup(INFO_TOPIC;INFO_LIST;1)}
 {Style-Interior 0}
 {Print?}
 {Style-Interior 2}
 {Edit-Goto +UPPER_LEFT}
 {Quit}

INFO_CURR_PRT {Select INF_OVER_RANGE}
 {Select-Append INF_STEP_RANGE}
 {Select-Append INF_TIPS_RANGE}
 {Select-Append INF_CONVENTION}
 {Select-Append INF_NOTE_RANGE}
 {Select-Append INF_ABOU_RANGE}
 {Return}

UPPER_LEFT **\$D:\$A\$323**

INFO_LIST 1INF_OVER_RANGE
 2INF_STEP_RANGE
 3INF_TIPS_RANGE
 4INF_CONVENTION
 5INF_NOTE_RANGE
 6INF_ABOU_RANGE

INFO_TOPIC 6

DLG_INFOPRT

DIALOG	InfoPrint				
-2134376400	4	63	62	152	
FONT	8"Helv"				
8	8	59	10	20	
8	21	56	10	21	
102	4	40	14	1	
102	22	40	14	2	
END DIALOG					

SAMPLE DATA	CODE	DESCRIPTION
-------------	------	-------------

SAMPDATA {Let CURR_SCEN;@Scenariolast(@Cellpointer("Filename"))} ; Displays Sample

```

{If @Iserr(CURR_SCEN)}{Let CURR_SCEN;"unnamed"}
{If @Exact(CURR_SCEN;"sample")}{Branch SAMP_RESTORE}
{Dialog DLG_SAMPLE1}
{If RES_SAMPLE1=0}{Quit}
{Let PREV_SCEN;CURR_SCEN}
{UPDATE}
{Scenario-Show "sample"}{Calc}{Quit}

```

SAMP_RESTORE {Dialog DLG_SAMPLE2} ; Restores previous scenario
{If RES_SAMPLE2=0}{Quit}
{Scenario-Show PREV_SCEN}{Calc}{Quit}

PREV_SCEN unnamed
CURR_SCEN sample

DLG_SAMPLE1

DIALOG	Sample1				
-2134376400		4	51	60	176
FONT		8"Helv"			
	4	4	113	24	1000
	130	4	40	14	1
	130	22	40	14	2
	4	28	116	26	1001
END DIALOG					

DLG_SAMPLE2

DIALOG	Sample2				
-2134376400		3	50	60	176
FONT		8"Helv"			
	4	4	110	24	1000
	130	4	40	14	1
	130	22	40	14	2
END DIALOG					

KEEP DATA	CODE	DESCRIPTION
-----------	------	-------------

KEEPDATA {If @Count(SCENARIO_LIST)=@Rows(SCENARIO_LIST)-1}{Branch K_ ; Stores user-data
{Dialog DLG_KEEPPDATA}
{If RES_KEEPPDATA=0}{Quit}
{If RES_KEEPPDATA=3}{Branch K_UPDATE}
{If RES_KEEPPDATA=4}{Branch K_HELP}
{If @Length(@S(ANS_KEEPPDATA))<1}{Alert "To create a scenario, you must enter a
{If 1-@Iserr(@Scenarioinfo("Creator";@Lower(@Trim(ANS_KEEPPDATA))))}{Branch K_EXI
{Scenario-Creat @Lower(@Trim(ANS_KEEPPDATA))}
{Let RNG_NUM;1}{K_VERSIONS}
{Put SCENARIO_LIST;0;@Count(SCENARIO_LIST);ANS_KEEPPDATA}
{Scenario-Show @Lower(@Trim(ANS_KEEPPDATA))}
{Calc}{Return}

K_UPDATE {CLEAN_LIST}{Dialog DLG_UPDDATA} ; Check for deleted scenarios
{If ANS_UPDDATA<0}{Quit}
{If RES_UPDDATA=0}{Quit}

```
{Scenario-Delete @Lower(@Trim(@Index(UPDATE_LIST;0;ANS_UPDDATA)))}
{Scenario-Create @Lower(@Trim(@Index(UPDATE_LIST;0;ANS_UPDDATA)))}
{Let RNG_NUM;1}{UP_EXISTING}
{Scenario-Show @Lower(@Trim(@Index(UPDATE_LIST;0;ANS_UPDDATA)))}{Quit}
```

**CLEAN_LIST
CLEAN_LOOP**

```
{Blank ANS_SWAPDATA}
{If ANS_SWAPDATA>@Count(UPDATE_LIST)}{Return}
{If 1-@Iserr(@Scenarioinfo("Creator";@Lower(@Trim(@Index(SCENARIO_LIST;0;ANS_S'
{Recalc LIST_RNG}{Edit-Copy +LIST_RNG}{Recalc LIST_ADDR}{Edit-Paste +LIST_ADDF
{Branch CLEAN_LOOP}
```

UP_EXISTING

```
{Let RNG_NAME;+"DATA_"&@Right(@String(RNG_NUM+100;0);2)}
{If 1-@Isrange(@@(RNG_NAME))}{Return}
{Version-Delete +RNG_NAME;@Lower(@Trim(@Index(UPDATE_LIST;0;ANS_UPDDATA
{Version-Create +RNG_NAME;@Lower(@Trim(@Index(UPDATE_LIST;0;ANS_UPDDATA
{Scenario-Add-Version @Lower(@Trim(@Index(UPDATE_LIST;0;ANS_UPDDATA));;+RN
{Let RNG_NUM;RNG_NUM+1}{Branch UP_EXISTING}
```

K_HELP

```
{Dialog DLG_KHELP}
{Branch KEEPDATA}
```

K_LIMIT

```
{Alert +"The maximum number of "&@String(@Count(SCENARIO_LIST);0)&" scenari
{Quit}
```

K_EXISTS

```
{Alert +""""&@Lower(@Trim(ANS_KEEPPDATA))&"""" already exists. Please use anott
```

K_VERSIONS

```
{Let RNG_NAME;+"DATA_"&@Right(@String(RNG_NUM+100;0);2)}
{If 1-@Isrange(@@(RNG_NAME))}{Return}
{Version-Create +RNG_NAME;@Lower(@Trim(ANS_KEEPPDATA))}
{Scenario-Add-Version @Lower(@Trim(ANS_KEEPPDATA));;+RNG_NAME;@Lower(@Trin
{Let RNG_NUM;RNG_NUM+1}{Branch K_VERSIONS}
```

RNG_NUM

13

RNG_NAME

DATA_13

DLG_KEEPPDATA

DIALOG	KeepData				
-2134376400	8	20	32	196	
FONT	8"Helv"				
4	64	89	12	8001	
148	2	40	14	1	
148	34	40	14	2	
148	18	40	14	3	
148	52	40	14	4	
4	32	128	18	1000	
4	2	130	24	1001	
4	54	114	10	1002	
END DIALOG					

DLG_UPDDATA

DIALOG	Update				
-2134376400	4	54	36	198	

FONT		8"Helv"			
	4	36	104	48	9001
	4	4	113	24	1000
	150	6	40	14	1
	150	22	40	14	2
END DIALOG					

DLG_KHELP

DIALOG	KHELP				
	-2134376400	2	21	32	196
FONT		8"Helv"			
	148	2	40	14	1
	4	2	139	42	1001
END DIALOG					

SWAP DATA	CODE	DESCRIPTION
SWAPDATA	{CLEAN_LIST}{Dialog DLG_SWAPDATA} {If ANS_SWAPDATA<0}{Quit} {If RES_SWAPDATA=0}{Quit} {If RES_SWAPDATA=3}{Branch DEL_SCENARIO} {Let CURR_SCEN;@Scenariolast(@Cellpointer("Filename"))} {If @Iserr(CURR_SCEN)}{Let CURR_SCEN;"unnamed"} {If CURR_SCEN<>"unnamed"}{UPDATE} {If CURR_SCEN="unnamed"}{UPDUN} {Scenario-Show @Lower(@Trim(@Index(SCENARIO_LIST;0;ANS_SWAPDATA)))} {If @Scenariolast(@Cellpointer("Filename"))<>"-blank-"}{Quit} {Scenario-Delete "unnamed"}{Scenario-Create "unnamed"} {Let RNG_NUM;1}{UP_UNNAMED}{Scenario-Show "unnamed"}{Calc}{Quit}	; Switches to a sce

UPDUN

```
{Dialog DLG_UPDUN}
{If RES_UPDUN=3}{Quit}
{If RES_UPDUN=1}{KEEPDATA}
{Let RES;1}{Return}
```

UP_UNNAMED

```
{Let RNG_NAME;"DATA_"&@Right(@String(RNG_NUM+100;0);2)}
{If 1-@Isrange(@@(RNG_NAME))}{Return}
{Version-Delete +RNG_NAME;"unnamed"}
{Version-Create +RNG_NAME;"unnamed"}
{Scenario-Add-Version "unnamed";+RNG_NAME;"unnamed"}
{Let RNG_NUM;RNG_NUM+1}{Branch UP_UNNAMED}
```

LIST_RNG

#NAME?

LIST_ADDR

#NAME?

RES

1

DEL_SCENARIO

```
{If ANS_SWAPDATA<1}{Alert "The scenario named ""-Blank-"" cannot be deleted. Th
{Alert +"Delete """"&@Index(SCENARIO_LIST;0;ANS_SWAPDATA)&"""" scenario?";2;
{Scenario-Delete @Lower(@Trim(@Index(SCENARIO_LIST;0;ANS_SWAPDATA)))}
{Let RNG_NUM;1}{D_VERSIONS}
{If ANS_SWAPDATA=@Count(SCENARIO_LIST)-1}{Recalc LIST_ADDR}{Blank +LIST_AI
```



```
{If RES_UPDSC=3}{Quit}
{If RES_UPDSC=1}{UPDATE_POST}
{Return}
```

UPDATE_TEST

```
{Let RNG_NAME;+"DATA_"&@Right(@String(RNG_NUM+100;0);2)}
{If 1-@Isrange(@@(RNG_NAME))}{Let NO_UPDATE;1}{Return}
{If @Iserr(@Versioncurrent(@@(RNG_NAME)))}{Return}
{Let RNG_NUM;RNG_NUM+1}{Branch UPDATE_TEST}
```

**UPDATE_POST
UPDATE_LOOP**

```
{Version-Update +RNG_NAME;CURR_SCEN}
{Let RNG_NUM;RNG_NUM+1}
{Let RNG_NAME;+"DATA_"&@Right(@String(RNG_NUM+100;0);2)}
{If 1-@Isrange(@@(RNG_NAME))}{Return}
{If @Iserr(@Versioncurrent(@@(RNG_NAME)))}{Branch UPDATE_POST}
{Branch UPDATE_LOOP}
```

NO_UPDATE

1

DLG_SWAPDATA

DIALOG	SwapData				
-2134376400		5	53	36	198
FONT		8"Helv"			
4		26	108	58	9001
4		4	124	18	1000
150		6	40	14	1
150		22	40	14	2
150		42	40	14	3
END DIALOG					

DLG_UPDSC

DIALOG	Update1				
-2134376400		4	69	49	180
FONT		8"Helv"			
4		5	126	44	1000
135		2	40	14	1
135		18	40	14	2
135		39	40	14	3
END DIALOG					

DLG_UPDUN

DIALOG	unnamed				
-2134376400		4	78	60	137
FONT		8"Helv"			
7		3	79	27	1000
92		2	40	14	1
92		18	40	14	2
92		39	40	14	3
END DIALOG					

SHOW MACROS	CODE	DESCRIPTION
MACRO_SHOW	{Show-Sheets MACROS:A1} {Edit-Goto MACROS:A1}{Quit}	; Show / Hide this

MACRO_HIDE {Home}{Hide-Sheets MACROS:A1}
 {Edit-Goto INFORMATION:A1}{Quit}

SHOW NOTES FIELDSCODE	DESCRIPTION
NOTES_SHOW	; Navigate to the N
{Show-Sheets MACROS:A1}	
{Edit-Goto NOTES_FIELDS}	
{Edit-Goto "NOTES FIELDS"}{Quit}	

PRINT MACROS	CODE	DESCRIPTION
MACRO_PRINT	{Dialog DLG_MACPRINT}	; Print sections of t
	{If ANS_MACROPRT2}{Set "Print-Range";NOTES_FIELDS}{Set "Print-Orientation";"Portrait"	
	{If ANS_MACROPRT3}{Set "Print-Range";RN_TABLE_RANGE}{Set "Print-Orientation";"Pc	
	{Set "Print-Centered";"Horizontal"}	
	{Set "Print-Footer-Center-Text";"A"}	
	{Set "Print-Size";"Fit-Columns"}	
	{Set "Print-Margin-Top";".5"}	
	{Set "Print-Margin-Left";".5"}{Set "Print-Margin-Right";".5"}	
	{Set "Print-Margin-Bottom";".25"}	
	{Print?}	
	{Quit}	

DLG_MACPRINT

DIALOG	MacPrint			
-2134376400	5	66	62	152
FONT	8"Helv"			
8	4	59	10	20
8	15	72	10	21
8	26	84	10	22
102	4	40	14	1
102	22	40	14	2
END DIALOG				

END OF MACROS

NOTES FIELDS

Information Print

Num_User_Scenarios	0
Current_Scenario	#NAME?
PO_Number	Number
Supplier	Name
PO_Date	0
Number_Items	0
Subtotal	#NAME?
Shipping	0
Tax	0
Other	0
Total	#NAME?

Information Print

ANS_INFOPRT	C:L89..C:L89
ANS_KEEPPDATA	C:L184..C:L184
ANS_MACROPRT1	C:L368..C:L368
ANS_MACROPRT2	C:L369..C:L369
ANS_MACROPRT3	C:L370..C:L370
ANS_SWAPDATA	C:L315..C:L315
ANS_UPDDATA	C:L197..C:L197
BACKGRND	C:B38..C:B38
BCK_COL	C:B46..C:B46
BCK_LOOP	C:B41..C:B41
CLEAN_LIST	C:B151..C:B151
CLEAN_LOOP	C:B152..C:B152
CURR_SCEN	C:B110..C:B110
DATA_01	B:B2..B:B5
DATA_02	B:E4..B:E5
DATA_03	B:D9..B:D9
DATA_04	B:B12..B:B15
DATA_05	B:I12..B:I15
DATA_06	B:B18..B:D34
DATA_07	B:H18..B:H34
DATA_08	B:F37..B:F37
DATA_09	B:I36..B:I38
DATA_10	B:B41..B:B45
DATA_11	B:F41..B:F45
DATA_12	B:G47..B:G47
DEL_SCENARIO	C:B240..C:B240
DLG_INFOPRT	C:B86..C:B86
DLG_KEEPPDATA	C:B181..C:B181

DLG_KHELP	C:B203..C:B203
DLG_MACPRINT	C:B365..C:B365
DLG_PERSONAL	C:B378..C:B378
DLG_SAMPLE1	C:B112..C:B112
DLG_SAMPLE2	C:B121..C:B121
DLG_SWAPDATA	C:B312..C:B312
DLG_UPDDATA	C:B194..C:B194
DLG_UPDSC	C:B322..C:B322
DLG_UPDUN	C:B331..C:B331
D_VERSIONS	C:B249..C:B249
FRM_UPDSC	C:I325..C:I325
INFORMATION	D:A1..D:A1
INFO_ABOUT	D:A323..D:A323
INFO_CONVENTION	D:A215..D:A215
INFO_CURR_PRT	C:B67..C:B67
INFO_LIST	C:B77..C:C82
INFO_NOTESFX	D:A275..D:A275
INFO_OVERVIEW	D:A60..D:A60
INFO_PRINT	C:B49..C:B49
INFO_STEPS	D:A109..D:A109
INFO_TIPS	D:A161..D:A161
INFO_TOPIC	C:B84..C:B84
INF_ABOU_RANGE	D:B325..D:H336
INF_CONVENTION	D:B221..D:H232
INF_NOTE_RANGE	D:B277..D:H287
INF_OVER_RANGE	D:B62..D:H69
INF_STEP_RANGE	D:B111..D:H122
INF_TIPS_RANGE	D:B163..D:H175
KEEPDATA	C:B130..C:B130
K_EXISTS	C:B170..C:B170
K_HELP	C:B164..C:B164
K_LIMIT	C:B167..C:B167
K_UPDATE	C:B143..C:B143
K_VERSIONS	C:B172..C:B172
LIST_ADDR	C:B237..C:B237
LIST_RNG	C:B236..C:B236
MACROS	C:A1..C:A1
MACROS_RANGE	C:A3..C:L395
MACRO_HIDE	C:B344..C:B344
MACRO_PRINT	C:B353..C:B353
MACRO_SHOW	C:B341..C:B341
NOTES_FIELDS	C:A433..C:B443
NOTES_FIELDS	C:A431..C:A431
NOTES_SHOW	C:B348..C:B348
NO_UPDATE	C:B310..C:B310
PERSONALIZE	C:B376..C:B376
PREV_SCEN	C:B109..C:B109
PURCHASE	B:A1..B:A1
RES	C:B238..C:B238
RES_INFOPRT	C:L87..C:L87
RES_KEEPDATA	C:L182..C:L182
RES_MACROPRT	C:L366..C:L366
RES_SAMPLE1	C:L113..C:L113
RES_SAMPLE2	C:L122..C:L122
RES_SWAPDATA	C:L313..C:L313
RES_UPDDATA	C:L195..C:L195
RES_UPDSC	C:L323..C:L323
RES_UPDUN	C:L332..C:L332
RNG_NAME	C:B179..C:B179

RNG_NUM	C:B178..C:B178
RN_TABLE	C:A478..C:A478
RN_TABLE_RANGE	C:A479..C:B590
SAMPDATA	C:B96..C:B96
SAMP_RESTORE	C:B105..C:B105
SCENARIO_LIST	C:B254..C:B287
SHEET_RANGE	B:B2..B:I48
SHT_PRINT	C:B30..C:B30
SWAPDATA	C:B211..C:B211
TABLE_CONTENTS	A:A1..A:A1
UPDATE	C:B289..C:B289
UPDATE_LIST	C:B255..C:B287
UPDATE_LOOP	C:B304..C:B304
UPDATE_POST	C:B303..C:B303
UPDATE_TEST	C:B298..C:B298
UPDUN	C:B224..C:B224
UPPER_LEFT	C:B75..C:B75
UP_EXISTING	C:B157..C:B157
UP_UNNAMED	C:B229..C:B229
ZM_ALL	C:B25..C:B25
ZM_NRML	C:B24..C:B24
ZM_RESTORE	C:B27..C:B27
ZM_SCRN	C:B14..C:B14
ZM_TABLE	C:B16..C:D19
ZOOM_RTN	C:B22..C:B22
ZOOM_TEST	C:B9..C:B9
\0	C:B4..C:B4

ame

Notes
Fields

↓

resolution and sets
accordingly

↓

lay entire sheet

setting
t

ormal

↓

et page

it yellow background



n the Information sheet

42"	"	"Select Information to Print"			1
1342242800"button"	"Current topic"		0		1
1342242800"button"	"All topics"		0		0
1342373900"button"	"OK"		0		
1342373900"button"	"Cancel"		0		



data, preserving existing entries

s data

58	""	""	"Sample Data"		1
1342177300	"static"	"You can use a s		0	
1342373900	"button"	"OK"		0	
1342373900	"button"	"Cancel"		0	
1342177300	"static"	"currently in this		0	

42	""	""	"Sample Data"		1
1342177300	"static"	"Restore the data		0	
1342373900	"button"	"OK"		0	
1342373900	"button"	"Cancel"		0	



in a scenario

scenario name. Press OK to return to the Keep Data dialog box.")(Branch KEEPDATA)
{STS}

scenarios

```
WAPDATA)))));{Let ANS_SWAPDATA;ANS_SWAPDATA+1}{Branch CLEAN_LOOP}
}
```

```
)))}
)))}
IG_NAME:@Lower(@Trim(@Index(UPDATE_LIST;0;ANS_UPDDATA))))}
```

ios is in use. You must delete a scenario before creating a new one."}

er scenario name."){Branch KEEPDATA}

n(ANS_KEEPPDATA))}

82"	"	"Keep Data"			0
1350762600"edit"	"		0		
1342373900"button"	"OK"		0		
1342373900"button"	"Cancel"		0		
1342373900"button"	"Update..."		0		
1342373900"button"	"Help"		0		
1342177300"static"	"You can create i		0		
1342177300"static"	"This SmartMast		0		
1342177300"static"	"Enter a name fo		0		

88"	"	"Update"			0

1352728600	"listbox"	""		0	UPDATE_LIST
1342177300	"static"	"Select the scenar		0	
1342373900	"button"	"OK"		0	
1342373900	"button"	"Cancel"		0	

50	""	""	"Keep Data Help"		1
1342373900	"button"	"OK"		0	
1342177300	"static"	"For more informa		0	



Scenario selected by the user

is scenario is used to clear data from the SmartMaster and create a blank, unnamed scenario."}{Branch SWAPDATA}
 "Stop";RES){If 1-RES){Quit}

DDR){Quit}

ATA)))}

insert as many rows as you like.

88	""	""	"Swap Data"		0
1352728600	"listbox"	""		0SCENARIO_LIST	
1342177300	"static"	"Select the scena		0	
1342373900	"button"	"OK"		0	
1342373900	"button"	"Cancel"		0	
1342373900	"button"	"Delete"		0	

58	""	""	"Update Scenario"		0
1342177300	"static"	"The scenario nar		0	
1342373900	"button"	"Yes"		0	
1342373900	"button"	"No"		0	
1342373900	"button"	"Cancel"		0	

58	""	""	"Update Scenario"		0
1342177300	"static"	"The current sce		0	
1342373900	"button"	"Yes"		0	
1342373900	"button"	"No"		0	
1342373900	"button"	"Cancel"		0	





Notes/FX fields



the macro sheet

"}

portrait"}

	42"	"	"Select Information to Print"		0
	1342242800	"button"	"Macros"		0
	1342242800	"button"	"Notes Fields"		0
	1342242800	"button"	"Range Name Ta		0
	1342373900	"button"	"OK"		0
	1342373900	"button"	"Cancel"		0



Return to
Macros

Return to
Macros

RES_SWAPDATA

ANS_SWAPDATA

Information

Index

[Go to Purchase Order](#)

lick a button to go to a subject.

Subject	Description
> Overview	General information about this SmartMaster.
> Steps	Procedures to use this SmartMaster.
> Tips	Helpful hints for using this SmartMaster.
> Conventions	Details on conventions used in this SmartMaster.
> Notes/FX Enabling	Description of Notes/FX and available fields.
> Macros	Individual macro commands and their descriptions used in this SmartMaster.
> About	Information about the developer of this SmartMaster.

[Return to Purchase Information Index](#)

Purchase Order SmartMaster

A purchase order is an essential business form that enables a company to order merchandise or from a vendor. You can enter several items that are described by quantity, unit amount, unit price amount. The totals for all of the items are calculated and the specific shipping, tax, and other am applied.

[Return to Purchase Order](#) [Information Print Index](#)

urchase Order SmartMaster

1. Enter the purchase order number and vendor information.
2. Enter all of the line items.
3. Enter shipping, tax, and other amounts.
4. Enter the shipping and correspondence information.

Return to Purchase Information Print
Order Index

Tips

F.O.B. stands for "Freight on Board" or the location from where the merchandise is shipped.

Enter the period ending date in one of two ways:

Use a string that 1-2-3 recognizes as a date, for example 12/31/94. You may also use the @Date function, for example @Date(94,12,31)

Make sure that you enter an amount in the quantity column for each line item.



Return to Purchase Information Print
Order Index

Conventions

Cell Types

Shaded cells are data entry areas. Outlined cells contain formulas that are automatically c

Printing

All forms print in portrait orientation.

Dates

Enter dates as MM/DD/YY.

[Return to Purchase InformationPindex](#)

irtMaster with Notes/FX

Notes/FX lets you exchange data between applications by embedding the data as an object in a In 1-2-3, the range called "Notes Fields" can be made available to Notes for exchanging data bet and the spreadsheet.

This SmartMaster contains fields that can be used for Notes/FX applications. To see the range n "Notes Fields," click on the Notes Fields button. For more information about using Notes/FX, see documentation.

[Return to Purchase Information](#) [Index](#)

his SmartMaster

This SmartMaster was developed by KMT Software, Inc. KMT Software is the developer of add-on products that are marketed under the Lotus name through Lotus Selects. KMT Software worked closely with Lotus to develop the Lotus SmartMaster Collection for 1-2-3 Release 5, a collection of dozens of additional SmartMaster templates. The Lotus SmartMaster Collection for 1-2-3 Release 5 includes SmartMaster templates to help you manage your business as well as your personal planning and finances.


To order or learn more about the Lotus SmartMaster Collection for 1-2-3 Release 5, in the U.S. please call Lotus Selects at 1-800-635-6887. In Canada, call 1-800-GO-LOTUS.

ase





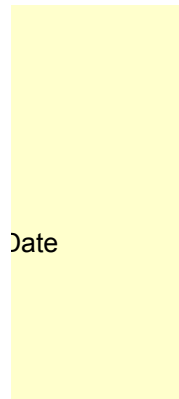
ed



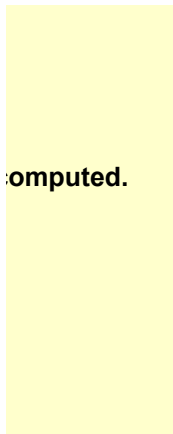



services
e, and total
ounts are





Date




omputed.

Notes Fields

Notes form.
between Notes

amed
the Notes



**several
ware has**

our

lease

