

Modem Speed-meter

version 2.1

What is it ?

Modem Speed-meter is a utility to monitor in real time the speed of your modem. It displays graphically the number of bytes received and transmitted per unit of time. Using this tool you can see exactly how many bytes are transmitted, when and at what speed. Direct on-graph measure is also available.

Requirements

Modem Speed-meter requires :

- Microsoft® Windows™ 3.1 or 3.11
- a modem

Windows 95 not supported

Modem Speed-meter is a Windows 3.1 utility. It knows how to hook on Windows 3.1 communication functions. If you are using Windows 95 with a Windows 3.1 communication software, Windows 95 is smart enough to emulate Windows 3.1 communication functions and therefore allowing Modem Speed-meter to work correctly. Now, you must know that this is not supported.

What's new ?






- 0) There is some typical screen shots of Modem Speed-meter on my home page at address <http://ourworld.compuserve.com/homepages/VVallet>
- 1) The Modem Speed-meter window can now be resized.
- 2) The 10 values of "Y scale" selection box may be customized. This is done by editing the MODMMETR.INI file. See the help for details.
- 3) The "run" and "stop" button are now 2 different buttons.
- 4) When reporting the modem activity, the "run" button blinks.
- 5) The graphic report scrolls from left to right instead of right to left.
- 6) The status area at the bottom of the screen has been re-designed. It indicates more clearly what the numbers are.
- 7) A "come back on top" option has been added. When activated, the Modem Speed-meter window comes back on top of other running applications every 7 or 8 seconds. This option is similar to a "stay on top" option except that it gives the user a chance to access an application window that would be covered otherwise.
- 8) When unregistered, Modem Speed-meter only works for 5 mn per session. If you want to continue to test it, you must close the Modem Speed-meter window and restart it.
- 9) The overall code size is smaller !

How does it work ?

Modem Speed-meter hooks itself on the Windows communication functions. It

operates transparently. There is no need to change anything in your communication program.

How to install it ?

- 1) Create a new directory to store Modem Speed-meter files. Name it whatever you like (example C:\MODMMETR). If you are upgrading from version 1.0 to version 2.0, there is no need to keep your old MODMMETR.INI or any of the old files. If you are a registered user, your registration code is in the WIN.INI file of your WINDOWS directory.
- 2) Copy the following files in your newly created directory:
 -  MODMMETR.EXE
 -  MODMHOOK.DLL
 -  README.WRI (this text)
 -  MODMMETR.HLP
 -  *.TXT (the last minute text files)
- 3) The BWCC.DLL file is a Borland® library that should only be copied in your WINDOWS\SYSTEM directory if it is not already there.
- 4) The last step of the installation is to set up the Modem Speed-meter icon in your program manager. The easiest way to do it is to display on your screen side by side the program manager and the file manager. Then, using the mouse, you can drag the MODMMETR.EXE file from the file manager to any group in the group manager.

How to... ?

The help file gives many answers. If you need to contact me, my e-mail address is at the bottom of this file.

How to register ?

Modem Speed-meter is not free. You are welcome to test it out for 21 days. If you decide to use it past the trial period you are required to pay a license of \$15 US or 75 French Francs.

During the trial period Modem Speed-meter will only work for 5 minutes per session. As a registered user you will receive an authentication code and Modem Speed-meter will stop bothering you with the "**please register**" screen.

Registering can be done on **CompuServe** (GO SWREG). The registration id of Modem Speed-meter is **10535**.

You can also **register by mail**. The payment must be in French Francs.
Send a check or an international postal money order of 75 F to

Vincent VALLET
34 rue des Coquelicots
91540 MENNECY
FRANCE

If registering by mail, please include the following information
your name
your address (including your country)
where did you find Modem Speed-meter.

Feedback ?

Even if you do not register today, your comments are welcome. My e-mail address is **76017,1425** from CompuServe or **76017.1425@compuserve.com** from everywhere else on Internet.