
Investment Analysis SmartMaster

Table of Contents

or a button to use a SmartMaster sheet.

Sheet	Description
>	Err:502 Analyze the value of two capital projects.
> Chart	See a comparison of the two competing projects and associated net present values and payoffs here.
> Information	Help, tips, and details on file sharing, conventions, and macros used in this SmartMaster.



—



—



—

Investment Analysis

Project 1: _____

Project 2: _____

Description of Project 1

--	--

Description of Project 2

--	--

Justification for Project 1

--	--

Justification for Project 2

--	--

Cash Flow by Year

	Project 1	
	Investment	Cash Flow
3923		
3924		
3925		
3926		
3927		
3928		
3929		
3930		
3931		
3932		
3933		

Cash Flow by Year

	Project 2	
	Investment	
3923		
3924		
3925		
3926		
3927		
3928		
3929		
3930		
3931		
3932		
3933		

Tips

Cash flows at the start/end of period (1=start, 0=end)
 Cost of Capital
 Discount Rate

Cash flows at the start/end of period (1=start, 0=end)
 Cost of Capital
 Discount Rate

Net Present Value
 Profitability Index
 Internal Rate of Return
 Modified IRR

Net Present Value
 Profitability Index
 Internal Rate of Return
 Modified IRR

Payback Period

#NAME?

Payback Period

Summary

--

Prepared By

--

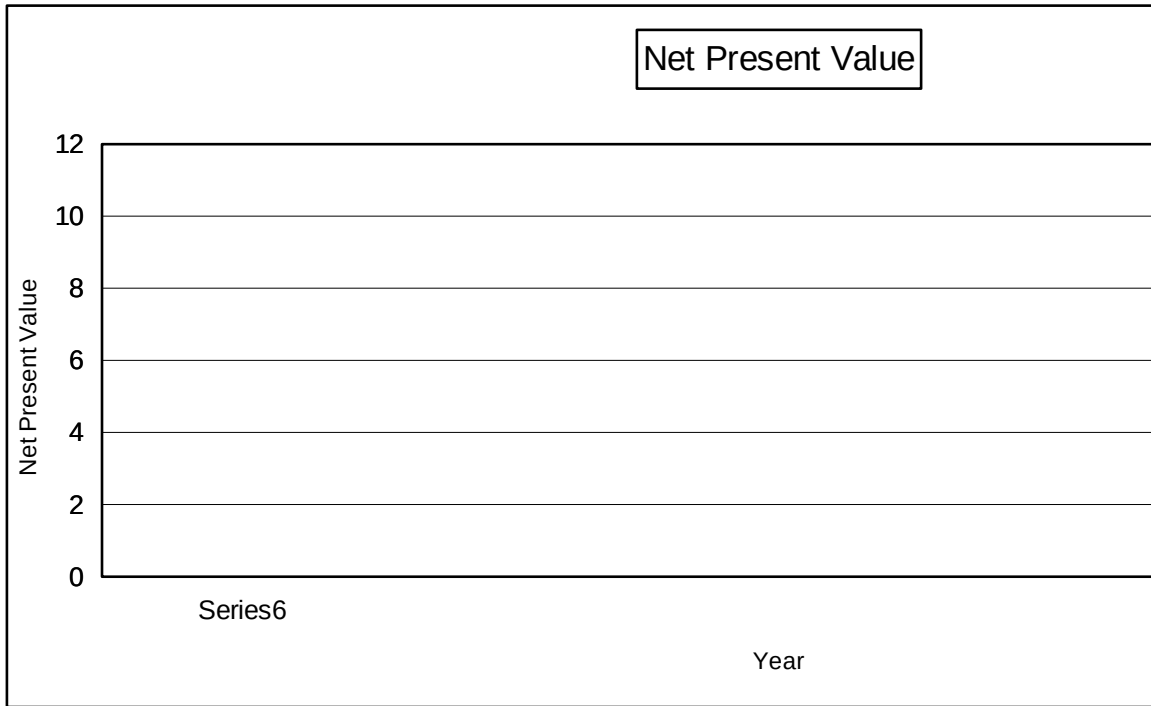
Date

--

Approved By

#NAME?

Date



Keep Data Swap Data

Restore Zoom

SCREEN-ADJUST	CODE	DESCRIPTION
\0	<pre>{ZOOM_TEST} {Let ZM_NRML:@Vlookup(ZM_SCRN;ZM_TABLE;1)} {Let ZM_ALL:@Vlookup(ZM_SCRN;ZM_TABLE;2)} {Set "Window-Custom-Zoom";ZM_NRML}{Quit}</pre>	; Senses screen re ; view preferences

ZOOM_TEST	<pre>{If @Info("Screen-Width")<=640}{Let ZM_SCRN;640}{Return} {If @Info("Screen-Width")<=800}{Let ZM_SCRN;800}{Return} {If @Info("Screen-Width")<=1024}{Let ZM_SCRN;1024}{Return} {Let ZM_SCRN;1280}{Return}</pre>	
-----------	-----------------------------------------------------------------------------------------------------------------------------------------------------------------------------------------------------------------------------	--

ZM_SCRN	640		
		NORMAL	FULL PAGE
ZM_TABLE	640	85	32
	800	100	42
	1024	110	46
	1280	120	65

ZOOM FACTOR	CODE	DESCRIPTION
ZOOM_RTN	{Set "Window-Custom-Zoom";ZM_ALL}{Quit}	; Sets view to disp
ZM_NRML	85	; Preferred zoom s
ZM_ALL	32	; View entire sheet
ZM_RESTORE	{Set "Window-Custom-Zoom";ZM_NRML}{R}{L}{HOME}{Quit}	; Resets view to no

PRINT SHEET	CODE	DESCRIPTION
SHT_PRINT	<pre>{Set "Print-Range";SHEET_RANGE}{Set "Print-Footer-Center-Text";""} {Set "Print-Orientation";"Portrait"}{Set "Print-Fit-Page";"Yes"} {Set "Print-Margin-Top";".75"} {Set "Print-Margin-Left";".5"}{Set "Print-Margin-Right";".5"} {Set "Print-Margin-Bottom";".25"} {BACKGRND 0}{Print?}{BACKGRND 2} {Quit}</pre>	; Prints spreadshe

BACKGRND	<pre>{Define BCK_COL:V} {Let RNG_NUM;1}{BCK_LOOP}</pre>	; Sets / Resets ligh
----------	---------------------------------------------------------	----------------------

BCK_LOOP	<pre>{Let RNG_NAME;"DATA_"&@Right(@String(RNG_NUM+100;0);2)} {If 1-@Isrange(@@(RNG_NAME))}{Return} {Style-Interior BCK_COL;;;;+RNG_NAME} {Let RNG_NUM;RNG_NUM+1}{Branch BCK_LOOP}</pre>	
----------	---------------------------------------------------------------------------------------------------------------------------------------------------------------------------------------------	--

BCK_COL	2	
---------	---	--

PRINT CHART	CODE	DESCRIPTION
CHT_PRINT	<pre>{Select "CHART 1";;"Chart"}{Set "Print-Footer-Center-Text";""} {Set "Print-Orientation";"Landscape"}{Set "Print-Fit-Page";"Yes"} {Set "Print-Margin-Top";".75"} {Set "Print-Margin-Left";".75"}{Set "Print-Margin-Right";".75"} {Set "Print-Margin-Bottom";".25"} {Print?}{Edit-Goto "Chart:A1"} {Quit}</pre>	<p>: Selects chart, set : and invokes the F</p>

PRINT INFORMATION CODE	DESCRIPTION
INFO_PRINT	<pre>{Define INFO_TOPIC;V} ; Prints Topics from {Dialog DLG_INFOPRT} {If RES_INFOPRT=0}{Quit} {Set "Print-Footer-Center-Text";"^"} {Set "Print-Centered";"Horizontal"} {Set "Print-Orientation";"Portrait"}{Set "Print-Size";"Fit-All"} {Set "Print-Margin-Top";".5"} {Set "Print-Margin-Left";".5"}{Set "Print-Margin-Right";".5"} {Set "Print-Margin-Bottom";".25"} {Let UPPER_LEFT;@Info("Origin")} {If ANS_INFOPRT=0}{INFO_CURR_PRT} {If ANS_INFOPRT}{Select @Vlookup(INFO_TOPIC;INFO_LIST;1)} {Style-Interior 0} {Print?} {Style-Interior 2} {Edit-Goto +UPPER_LEFT} {Quit}</pre>
INFO_CURR_PRT	<pre>{Select INF_OVER_RANGE} ; Prints all Informa {Select-Append INF_STEP_RANGE} {Select-Append INF_TIPS_RANGE} {Select-Append INF_CONVENTION} {Select-Append INF_NOTE_RANGE} {Select-Append INF_ABOU_RANGE} {Return}</pre>
UPPER_LEFT	\$E:\$A\$60
INFO_LIST	<pre>1INF_OVER_RANGE ; Information sheet 2INF_STEP_RANGE 3INF_TIPS_RANGE 4INF_CONVENTION 5INF_NOTE_RANGE 6INF_ABOU_RANGE</pre>
INFO_TOPIC	1

DLG_INFOPRT	DIALOG	InfoPrint			
-------------	--------	-----------	--	--	--

-2134376400	4	63	62	152
FONT	8	"Helv"		
8	8	59	10	20
8	21	56	10	21
102	4	40	14	1
102	22	40	14	2
END DIALOG				

SAMPLE DATA	CODE	DESCRIPTION
-------------	------	-------------

SAMPDATA {Let CURR_SCEN;@Scenariolast(@Cellpointer("Filename"))} ; Displays Sample
 {If @Iserr(CURR_SCEN)}{Let CURR_SCEN;"unnamed"}
 {If @Exact(CURR_SCEN;"sample")}{Branch SAMP_RESTORE}
 {Dialog DLG_SAMPLE1}
 {If RES_SAMPLE1=0}{Quit}
 {Let PREV_SCEN;CURR_SCEN}
 {UPDATE}
 {Scenario-Show "sample"}{Calc}{Quit}

SAMP_RESTORE {Dialog DLG_SAMPLE2} ; Restores previous
 {If RES_SAMPLE2=0}{Quit}
 {Scenario-Show PREV_SCEN}{Calc}{Quit}

PREV_SCEN unnamed
 CURR_SCEN sample

DLG_SAMPLE1

DIALOG	Sample1			
-2134376400	4	51	60	176
FONT	8	"Helv"		
4	4	113	24	1000
130	4	40	14	1
130	22	40	14	2
4	28	116	26	1001
END DIALOG				

DLG_SAMPLE2

DIALOG	Sample2			
-2134376400	3	50	60	176
FONT	8	"Helv"		
4	4	110	24	1000
130	4	40	14	1
130	22	40	14	2
END DIALOG				

KEEP DATA	CODE	DESCRIPTION
-----------	------	-------------

KEEPDATA {If @Count(SCENARIO_LIST)=@Rows(SCENARIO_LIST)-1}{Branch K_ ; Stores user-data
 {Dialog DLG_KEEPPDATA}
 {If RES_KEEPPDATA=0}{Quit}
 {If RES_KEEPPDATA=3}{Branch K_UPDATE}
 {If RES_KEEPPDATA=4}{Branch K_HELP}
 {If @Length(@S(ANS_KEEPPDATA))<1}{Alert "To create a scenario, you must enter a

```

{If 1-@Iserr(@Scenarioinfo("Creator";@Lower(@Trim(ANS_KEEPPDATA))))}{Branch K_EXI
{Scenario-Create @Lower(@Trim(ANS_KEEPPDATA))}
{Let RNG_NUM;1}{K_VERSIONS}
{Put SCENARIO_LIST;0;@Count(SCENARIO_LIST);ANS_KEEPPDATA}
{Scenario-Show @Lower(@Trim(ANS_KEEPPDATA))}
{Calc}{Return}

```

```

K_UPDATE {CLEAN_LIST}{Dialog DLG_UPDDATA} ; Check for deletex
{If ANS_UPDDATA<0}{Quit}
{If RES_UPDDATA=0}{Quit}
{Scenario-Delete @Lower(@Trim(@Index(UPDATE_LIST;0;ANS_UPDDATA)))}
{Scenario-Create @Lower(@Trim(@Index(UPDATE_LIST;0;ANS_UPDDATA)))}
{Let RNG_NUM;1}{UP_EXISTING}
{Scenario-Show @Lower(@Trim(@Index(UPDATE_LIST;0;ANS_UPDDATA)))}{Quit}

```

```

CLEAN_LIST {Blank ANS_SWAPDATA}
CLEAN_LOOP {If ANS_SWAPDATA>@Count(UPDATE_LIST)}{Return}
{If 1-@Iserr(@Scenarioinfo("Creator";@Lower(@Trim(@Index(SCENARIO_LIST;0;ANS_S
{Recalc LIST_RNG}{Edit-Copy +LIST_RNG}{Recalc LIST_ADDR}{Edit-Paste +LIST_ADDF
{Branch CLEAN_LOOP}

```

```

UP_EXISTING {Let RNG_NAME;+"DATA_"&@Right(@String(RNG_NUM+100;0);2)}
{If 1-@Isrange(@@(RNG_NAME))}{Return}
{Version-Delete +RNG_NAME;@Lower(@Trim(@Index(UPDATE_LIST;0;ANS_UPDDATA
{Version-Create +RNG_NAME;@Lower(@Trim(@Index(UPDATE_LIST;0;ANS_UPDDATA
{Scenario-Add-Version @Lower(@Trim(@Index(UPDATE_LIST;0;ANS_UPDDATA))};+RN
{Let RNG_NUM;RNG_NUM+1}{Branch UP_EXISTING}

```

```

K_HELP {Dialog DLG_KHELP}
{Branch KEEPPDATA}

```

```

K_LIMIT {Alert +"The maximum number of "&@String(@Count(SCENARIO_LIST);0)&" scenar
{Quit}

```

```

K_EXISTS {Alert +""&@Lower(@Trim(ANS_KEEPPDATA))&"" already exists. Please use anott

```

```

K_VERSIONS {Let RNG_NAME;+"DATA_"&@Right(@String(RNG_NUM+100;0);2)}
{If 1-@Isrange(@@(RNG_NAME))}{Return}
{Version-Create +RNG_NAME;@Lower(@Trim(ANS_KEEPPDATA))}
{Scenario-Add-Version @Lower(@Trim(ANS_KEEPPDATA))};+RNG_NAME;@Lower(@Trim
{Let RNG_NUM;RNG_NUM+1}{Branch K_VERSIONS}

```

```

RNG_NUM 17
RNG_NAME DATA_17

```

DIALOG	KeepData				
-2134376400	8	20	32	196	
FONT	8"Helv"				
4	64	89	12	8001	
148	2	40	14	1	

148	34	40	14	2
148	18	40	14	3
148	52	40	14	4
4	32	128	18	1000
4	2	130	24	1001
4	54	114	10	1002
END DIALOG				

DLG_UPDDATA

DIALOG	Update			
-2134376400	4	54	36	198
FONT	8"Helv"			
4	36	104	48	9001
4	4	113	24	1000
150	6	40	14	1
150	22	40	14	2
END DIALOG				

DLG_KHELP

DIALOG	KHELP			
-2134376400	2	21	32	196
FONT	8"Helv"			
148	2	40	14	1
4	2	139	42	1001
END DIALOG				

SWAP DATA	CODE	DESCRIPTION
-----------	------	-------------

SWAPDATA	{CLEAN_LIST}{Dialog DLG_SWAPDATA}	; Switches to a sce
----------	-----------------------------------	---------------------

```

{If ANS_SWAPDATA<0}{Quit}
{If RES_SWAPDATA=0}{Quit}
{If RES_SWAPDATA=3}{Branch DEL_SCENARIO}
{Let CURR_SCEN;@Scenariolast(@Cellpointer("Filename"))}
{If @Iserr(CURR_SCEN)}{Let CURR_SCEN;"unnamed"}
{If CURR_SCEN<>"unnamed"}{UPDATE}
{If CURR_SCEN="unnamed"}{UPDUN}
{Scenario-Show @Lower(@Trim(@Index(SCENARIO_LIST;0;ANS_SWAPDATA)))}
{If @Scenariolast(@Cellpointer("Filename"))<>"-blank-"}{Quit}
{Scenario-Delete "unnamed"}{Scenario-Creat "unnamed"}
{Let RNG_NUM;1}{UP_UNNAMED}{Scenario-Show "unnamed"}{Calc}{Quit}

```

UPDUN

```

{Dialog DLG_UPDUN}
{If RES_UPDUN=3}{Quit}
{If RES_UPDUN=1}{KEEPDATA}
{Let RES;1}{Return}

```

UP_UNNAMED

```

{Let RNG_NAME;+"DATA_"&@Right(@String(RNG_NUM+100;0);2)}
{If 1-@Isrange(@@(RNG_NAME))}{Return}
{Version-Delete +RNG_NAME;"unnamed"}
{Version-Creat +RNG_NAME;"unnamed"}
{Scenario-Add-Version "unnamed";+RNG_NAME;"unnamed"}
{Let RNG_NUM;RNG_NUM+1}{Branch UP_UNNAMED}

```


< Blank Cell. To increase limit, 1) place cell pointer on blank cell, and 2)

UPDATE

```
{Let RNG_NUM;1}{Blank NO_UPDATE}{UPDATE_TEST}
{If NO_UPDATE}{Return}
{If @Exact(CURR_SCEN;"sample")}{Return}
{If @Exact(CURR_SCEN;"unnamed")}{UPDATE_POST}{Return}
{Recalc FRM_UPDSC}{Dialog DLG_UPDSC}
{If RES_UPDSC=3}{Quit}
{If RES_UPDSC=1}{UPDATE_POST}
{Return}
```

UPDATE_TEST

```
{Let RNG_NAME;"DATA_"&@Right(@String(RNG_NUM+100;0);2)}
{If 1-@Isrange(@@(RNG_NAME))}{Let NO_UPDATE;1}{Return}
{If @Iserr(@Versioncurrent(@@(RNG_NAME)))}{Return}
{Let RNG_NUM;RNG_NUM+1}{Branch UPDATE_TEST}
```

UPDATE_POST
UPDATE_LOOP

```
{Version-Update +RNG_NAME;CURR_SCEN}
{Let RNG_NUM;RNG_NUM+1}
{Let RNG_NAME;"DATA_"&@Right(@String(RNG_NUM+100;0);2)}
{If 1-@Isrange(@@(RNG_NAME))}{Return}
{If @Iserr(@Versioncurrent(@@(RNG_NAME)))}{Branch UPDATE_POST}
{Branch UPDATE_LOOP}
```

NO_UPDATE

1

DLG_SWAPDATA

DIALOG	SwapData				
-2134376400		5	53	36	198
FONT		8"Helv"			
4		26	108	58	9001
4		4	124	18	1000
150		6	40	14	1
150		22	40	14	2
150		42	40	14	3
END DIALOG					

DLG_UPDSC

DIALOG	Update1				
-2134376400		4	69	49	180
FONT		8"Helv"			
4		5	126	44	1000
135		2	40	14	1
135		18	40	14	2
135		39	40	14	3
END DIALOG					

DLG_UPDUN

DIALOG	unnamed				
-2134376400		4	78	60	137

FONT		8"Helv"			
	7	3	79	27	1000
	92	2	40	14	1
	92	18	40	14	2
	92	39	40	14	3
END DIALOG					

SHOW MACROS	CODE	DESCRIPTION
-------------	------	-------------

MACRO_SHOW	{Show-Sheets MACROS:A1} {Edit-Goto MACROS:A1}{Quit}	; Show / Hide this
------------	--------------------------------------------------------	--------------------

MACRO_HIDE	{Home}{Hide-Sheets MACROS:A1} {Edit-Goto INFORMATION:A1}{Quit}	
------------	-------------------------------------------------------------------	--

SHOW NOTES FIELDSCODE	DESCRIPTION
-----------------------	-------------

NOTES_SHOW	{Show-Sheets MACROS:A1} {Edit-Goto NOTES_FIELDS} {Edit-Goto "NOTES FIELDS"}{Quit}	; Navigate to the N
------------	-----------------------------------------------------------------------------------------	---------------------

PRINT MACROS	CODE	DESCRIPTION
--------------	------	-------------

MACRO_PRINT	{Dialog DLG_MACPRINT} {If RES_MACROPRT=0}{Quit} {If ANS_MACROPRT1}{Set "Print-Range";MACROS_RANGE}{Set "Print-Orientation";"Lanr" {If ANS_MACROPRT2}{Set "Print-Range";NOTES_FIELDS}{Set "Print-Orientation";"Portrait" {If ANS_MACROPRT3}{Set "Print-Range";RN_TABLE_RANGE}{Set "Print-Orientation";"Pc" {Set "Print-Centered";"Horizontal"} {Set "Print-Footer-Center-Text";"^"} {Set "Print-Size";"Fit-Columns"} {Set "Print-Margin-Top";".5"} {Set "Print-Margin-Left";".5"}{Set "Print-Margin-Right";".5"} {Set "Print-Margin-Bottom";".25"} {Print?} {Quit}	; Print sections of 1
-------------	-------------------------------------------------------------------------------------------------------------------------------------------------------------------------------------------------------------------------------------------------------------------------------------------------------------------------------------------------------------------------------------------------------------------------------------------------------------------------------------------------------------------------------------------------------------------------------------------------------	-----------------------

DLG_MACPRINT	DIALOG	MacPrint			
	-2134376400	5	66	62	152
	FONT	8"Helv"			
	8	4	59	10	20
	8	15	72	10	21
	8	26	84	10	22
	102	4	40	14	1
	102	22	40	14	2
	END DIALOG				

END OF MACROS

Cash Flow Table

<i>CF-Inv, P1</i>	<i>CF-Inv, P2</i>
0.00	0.00
0.00	0.00
0.00	0.00
0.00	0.00
0.00	0.00
0.00	0.00
0.00	0.00
0.00	0.00
0.00	0.00
0.00	0.00
0.00	0.00
0.00	0.00
0.00	0.00
0.00	0.00
0.00	0.00

	End of Period	End of Period	Start of Period	Start of Period	
	Payback Period	NPV of CF, P1	NPV of CF, P2	NPV of CF, P1	NPV of CF, P2
3923	0	#N/A	#N/A	#NAME?	#NAME?
3924	1	#NAME?	#NAME?	#NAME?	#NAME?
3925	2	#NAME?	#NAME?	#NAME?	#NAME?
3926	3	#NAME?	#NAME?	#NAME?	#NAME?
3927	4	#NAME?	#NAME?	#NAME?	#NAME?
3928	5	#NAME?	#NAME?	#NAME?	#NAME?
3929	6	#NAME?	#NAME?	#NAME?	#NAME?
3930	7	#NAME?	#NAME?	#NAME?	#NAME?
3931	8	#NAME?	#NAME?	#NAME?	#NAME?
3932	9	#NAME?	#NAME?	#NAME?	#NAME?
3933	10	#NAME?	#NAME?	#NAME?	#NAME?
#N/A	11	#NAME?	#NAME?	#N/A	#N/A

Information Print

Num User Scenarios	0
Current Scenario	#NAME?
Project Name 1	
NPV 1	
PI 1	
IRR 1	
MIRR 1	#VALUE!
Payback 1	#NAME?
Project Name 2	
NPV 2	
PI 2	

<i>IRR_2</i>	
<i>MIRR_2</i>	#VALUE!
<i>Payback_2</i>	#NAME?
<i>Prepared By</i>	
<i>Prepared Date</i>	0

Information Print
n

ANS_INFOPRT D:L98..D:L98
ANS_KEEPDATA D:L193..D:L193
ANS_MACROPRT1 D:L379..D:L379
ANS_MACROPRT2 D:L380..D:L380
ANS_MACROPRT3 D:L381..D:L381
ANS_SWAPDATA D:L324..D:L324
ANS_UPDDATA D:L206..D:L206
BACKGRND D:B38..D:B38
BCK_COL D:B46..D:B46
BCK_LOOP D:B41..D:B41
CHT_PRINT D:B49..D:B49
CLEAN_LIST D:B160..D:B160

CLEAN_LOOP	D:B161..D:B161
CURR_SCEN	D:B119..D:B119
DATA_01	B:B7..B:B11
DATA_02	B:B14..B:B18
DATA_03	B:B24..B:B24
DATA_04	B:C24..B:D34
DATA_05	B:D38..B:D39
DATA_06	B:G7..B:G11
DATA_07	B:G14..B:G18
DATA_08	B:H24..B:I34
DATA_09	B:I38..B:I39
DATA_10	B:C48..B:C50
DATA_11	B:B52..B:B52
DATA_12	B:D52..B:D52
DATA_13	B:G52..B:G52
DATA_14	B:I52..B:I52
DATA_15	B:H4..B:H4
DATA_16	B:C4..B:C4
DEL_SCENARIO	D:B249..D:B249
DLG_INFOPRT	D:B95..D:B95
DLG_KEEPPDATA	D:B190..D:B190
DLG_KHELP	D:B212..D:B212
DLG_MACPRINT	D:B376..D:B376
DLG_PERSONAL	D:B389..D:B389
DLG_SAMPLE1	D:B121..D:B121
DLG_SAMPLE2	D:B130..D:B130
DLG_SWAPDATA	D:B321..D:B321
DLG_UPDDATA	D:B203..D:B203
DLG_UPDSC	D:B331..D:B331
DLG_UPDUN	D:B340..D:B340
D_VERSIONS	D:B258..D:B258
FRM_UPDSC	D:I334..D:I334
INFORMATION	E:A1..E:A1
INFO_ABOUT	E:A329..E:A329
INFO_CONVENTION	E:A223..E:A223
INFO_CURR_PRT	D:B76..D:B76
INFO_LIST	D:B86..D:C91
INFO_NOTESFX	E:A281..E:A281
INFO_OVERVIEW	E:A60..E:A60
INFO_PRINT	D:B58..D:B58
INFO_STEPS	E:A112..E:A112
INFO_TIPS	E:A168..E:A168
INFO_TOPIC	D:B93..D:B93
INF_ABOU_RANGE	E:B331..E:H343
INF_CONVENTION	E:B229..E:H241
INF_NOTE_RANGE	E:B283..E:H293
INF_OVER_RANGE	E:B62..E:H72
INF_STEP_RANGE	E:B114..E:H129
INF_TIPS_RANGE	E:B170..E:H185

KEEPDATA	D:B139..D:B139
K_EXISTS	D:B179..D:B179
K_HELP	D:B173..D:B173
K_LIMIT	D:B176..D:B176
K_UPDATE	D:B152..D:B152
K_VERSIONS	D:B181..D:B181
LIST_ADDR	D:B246..D:B246
LIST_RNG	D:B245..D:B245
MACROS	D:A1..D:A1
MACROS_RANGE	D:A3..D:L406
MACRO_HIDE	D:B353..D:B353
MACRO_PRINT	D:B362..D:B362
MACRO_SHOW	D:B350..D:B350
NOTES_FIELDS	D:A444..D:B459
NOTES_FIELDS	D:A442..D:A442
NOTES_SHOW	D:B357..D:B357
NO_UPDATE	D:B319..D:B319
PERSONALIZE	D:B387..D:B387
PREV_SCEN	D:B118..D:B118
PROJECT	B:A1..B:A1
RES	D:B247..D:B247
RES_INFOPRT	D:L96..D:L96
RES_KEEPDATA	D:L191..D:L191
RES_MACROPRT	D:L377..D:L377
RES_SAMPLE1	D:L122..D:L122
RES_SAMPLE2	D:L131..D:L131
RES_SWAPDATA	D:L322..D:L322
RES_UPDDATA	D:L204..D:L204
RES_UPDSC	D:L332..D:L332
RES_UPDUN	D:L341..D:L341
RNG_NAME	D:B188..D:B188
RNG_NUM	D:B187..D:B187
RN_TABLE	D:A489..D:A489
RN_TABLE_RANGE	D:A490..D:B606
SAMPDATA	D:B105..D:B105
SAMP_RESTORE	D:B114..D:B114
SCENARIO_LIST	D:B263..D:B296
SHEET_RANGE	B:B2..B:J53
SHT_PRINT	D:B30..D:B30
SWAPDATA	D:B220..D:B220
TABLE_CONTENTS	A:A1..A:A1
UPDATE	D:B298..D:B298
UPDATE_LIST	D:B264..D:B296
UPDATE_LOOP	D:B313..D:B313
UPDATE_POST	D:B312..D:B312
UPDATE_TEST	D:B307..D:B307
UPDUN	D:B233..D:B233
UPPER_LEFT	D:B84..D:B84

UP_EXISTING	D:B166..D:B166
UP_UNNAMED	D:B238..D:B238
ZM_ALL	D:B25..D:B25
ZM_NRML	D:B24..D:B24
ZM_RESTORE	D:B27..D:B27
ZM_SCRN	D:B14..D:B14
ZM_TABLE	D:B16..D:D19
ZOOM_RTN	D:B22..D:B22
ZOOM_TEST	D:B9..D:B9
\0	D:B4..D:B4

≡	Name	Notes
≡		Fields

√

Resolution and sets
accordingly

√

lay entire sheet

setting
t

ormal

√

et page

it yellow background

√

ts orientation and margins,
Print dialog

√

n the Information sheet

tion sheet text

t ranges

--	--	--	--	--	--

42	""	""	"Select Information to Print"		1
1342242800	"button"	"Current topic"		0	0
1342242800	"button"	"All topics"		0	1
1342373900	"button"	"OK"		0	
1342373900	"button"	"Cancel"		0	

√

data, preserving existing entries

s data

58	""	""	"Sample Data"		1
1342177300	"static"	"You can use a s		0	
1342373900	"button"	"OK"		0	
1342373900	"button"	"Cancel"		0	
1342177300	"static"	"currently in this		0	

42	""	""	"Sample Data"		1
1342177300	"static"	"Restore the data		0	
1342373900	"button"	"OK"		0	
1342373900	"button"	"Cancel"		0	

√

in a scenario

scenario name. Press OK to return to the Keep Data dialog box.">{Branch KEEPDATA}

ISTS}

l scenarios

```
WAPDATA))))){{Let ANS_SWAPDATA;ANS_SWAPDATA+1}{Branch CLEAN_LOOP}  
}}
```

```
}}}  
}}}  
IG_NAME:@Lower(@Trim(@Index(UPDATE_LIST;0;ANS_UPDDATA)))}
```

ios is in use. You must delete a scenario before creating a new one."

er scenario name."}{Branch KEEPDATA}

n(ANS_KEEPPDATA))}

82"	"	<i>"Keep Data"</i>			0
1350762600"edit"	"		0		
1342373900"button"	<i>"OK"</i>		0		

1342373900	button"	"Cancel"	0		
1342373900	button"	"Update..."	0		
1342373900	button"	"Help"	0		
1342177300	static"	"You can create	0		
1342177300	static"	"This SmartMast	0		
1342177300	static"	"Enter a name fo	0		

88	""	""	"Update"		0
1352728600	listbox"	""		0	UPDATE LIST
1342177300	static"	"Select the scena	0		
1342373900	button"	"OK"	0		
1342373900	button"	"Cancel"	0		

50	""	""	"Keep Data Help"		1
1342373900	button"	"OK"	0		
1342177300	static"	For more informa	0		

√

scenario selected by the user

this scenario is used to clear data from the SmartMaster and create a blank, unnamed scenario.}{Branch SWAPDATA}
"Stop";RES}{If 1-RES}{Quit}

_ADDR}{Quit}

PDATA))}}

insert as many rows as you like.

88	""	""	"Swap Data"		1
1352728600	"listbox"	""		0 SCENARIO_LIST	0
1342177300	"static"	"Select the scena		0	
1342373900	"button"	"OK"		0	
1342373900	"button"	"Cancel"		0	
1342373900	"button"	"Delete"		0	

58	""	""	"Update Scenario"		0
1342177300	"static"	The scenario nan		0	
1342373900	"button"	"Yes"		0	
1342373900	"button"	"No"		0	
1342373900	"button"	"Cancel"		0	

58	""	""	"Update Scenario"		0

1342177300	"static"	"The current sce		0	
1342373900	"button"	"Yes"		0	
1342373900	"button"	"No"		0	
1342373900	"button"	"Cancel"		0	

√

Macros sheet

√

Notes/FX fields

the macro sheet

dscape"}
{"}

{}
rtrait"}
}

42"	"	"Select Information to Print"		0	
1342242800	"button"	"Macros"		0	
1342242800	"button"	"Notes Fields"		0	
1342242800	"button"	"Range Name Ta		0	
1342373900	"button"	"OK"		0	
1342373900	"button"	"Cancel"		0	

Use in Graph Use in Graph

NPV of CF, P1	NPV of CF, P2	ST payback 1	ST payback 2	LT payback 1	LT payback 2
#NAME?	#NAME?	#NAME?	#NAME?	#NAME?	#NAME?
#NAME?	#NAME?	#NAME?	#NAME?	#NAME?	#NAME?
#NAME?	#NAME?	#NAME?	#NAME?	#NAME?	#NAME?
#NAME?	#NAME?	#NAME?	#NAME?	#NAME?	#NAME?
#NAME?	#NAME?	#NAME?	#NAME?	#NAME?	#NAME?
#NAME?	#NAME?	#NAME?	#NAME?	#NAME?	#NAME?
#NAME?	#NAME?	#NAME?	#NAME?	#NAME?	#NAME?
#NAME?	#NAME?	#NAME?	#NAME?	#NAME?	#NAME?
#NAME?	#NAME?	#NAME?	#NAME?	#NAME?	#NAME?
#NAME?	#NAME?	#NAME?	#NAME?	0	0
#N/A	#N/A	#N/A	#N/A	0	0

Return to
Macros

Return to
Macros

RES_SWAPDATA

ANS_SWAPDATA

Information

Index

Go to Project
Analysis

Click a button to go to a subject.

Subject	Description
> Overview	General information about this SmartMaster.
> Steps	Procedures to use this SmartMaster.
> Tips	Helpful hints for using this SmartMaster.
> Conventions	<i>Details on conventions used in this SmartMaster.</i>
> Notes/FX Enabling	Description of Notes/FX and available fields.
> Macros	Individual macro commands and their descriptions used in this SmartMaster.
> About	Information about the developer of this SmartMaster.

Return to Project Information Print
Analysis Index

Project Evaluation SmartMaster

The Project Evaluation SmartMaster examines two competing investments using net present value, internal rate of return (IRR), modified internal rate of return (MIRR), profitability index (PI), accounting rate of return (ARR), and payback.

All entries in the sheet should be positive. Interest rates are calculated on an annual basis. Cash flows are assumed to occur at the beginning of the period, for a maximum of 10 future periods. To see a visual comparison of the two investments, see the Chart sheet.

[Return to Project Information Print](#)
[Analysis](#) [Index](#)

Project Evaluation SmartMaster

1. Enter the project names in the description column of the Project sheet.
2. Enter a description of each project.
3. Enter all investment data for each project in the "Investment" column of the respective "Cash table."
4. Enter all cash flows you expect each project to generate. You can enter actual cash flows as well.
5. In the summary section located at the bottom of the Project sheet, enter your own notes about the comparison of the two competing projects, for example why one was selected over the other, explanation of underlying assumptions or figures.

Return to Project Information Print
Analysis Index

Tips

Cells B:D37 and B:I37 determine whether cash flows are calculated based on the beginning or end of the period. By default, these cells are set to a value of 1 (one), to calculate cash flows at the beginning of the period. This convention is common among popular financial calculators. To calculate cash flows at the end of the period, change the value in these cells to 0 (zero). This is consistent with the convention used in earlier releases of 1-2-3.

Profitability Index is the measurement of total dollars returned as compared to the total dollars invested. The higher the resulting number, the better the investment.

If @IRR cannot approximate the result after 30 calculation iterations, the result is ERR. For more information on using @IRR, search on "@Functions" in Help.

Don't forget to include tax savings on depreciation as a positive cash flow.

Most analysts prefer NPV as the preferred measurement for projects.



Return to Project Information Print
Analysis Index

conventions

- Cell Types**
Shaded cells are data entry areas. Outlined cells contain formulas that are automatically
- Printing**
All forms print in portrait orientation.
- Dates**
Enter the date as MM/DD/YY.



Return to Project Information Print
Analysis Index

irtMaster with Notes/FX

Notes/FX lets you exchange data between applications by embedding the data as an object. In 1-2-3, the range called "Notes Fields" can be made available to Notes for exchanging data.

and the spreadsheet.

This SmartMaster contains fields that can be used for Notes/FX applications. To see the "Notes Fields," click on the Notes Fields button. For more information about using Notes documentation.

Return to Project Information Print
Analysis Index

his SmartMaster


This SmartMaster was developed by Lotus in cooperation with KMT Software, Inc. KMT S

developer of several add-on products that are marketed under the Lotus name through L
Software has worked closely with Lotus to develop the Lotus SmartMaster Collection for 1-2-3 |
a collection of dozens of additional SmartMaster templates. The Lotus SmartMaster Collection
1-2-3 Release 5 includes SmartMaster templates to help you manage your business as well as
personal planning and finances.

To order or learn more about the Lotus SmartMaster Collection for 1-2-3 Release 5, in the U.S.
call Lotus Selects at 1-800-635-6887. In Canada, call 1-800-GO-LOTUS.

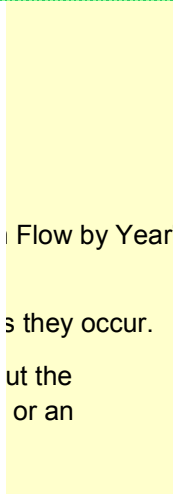

—
ct





alue (NPV),
unting rate


ish flows
ee a



Flow by Year"

s they occur.


ut the
or an



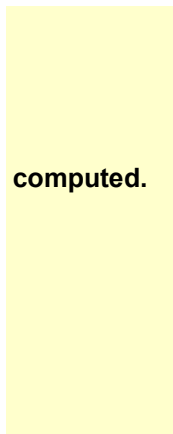
r end of the
inning of the
ows at the
entions of

invested.

ore information




computed.





Notes Fields



ect in a Notes form.
ata between Notes

range named
;/FX, see the Notes

Software is the

.otus Selects. KMT

Release 5,
for
your

please

