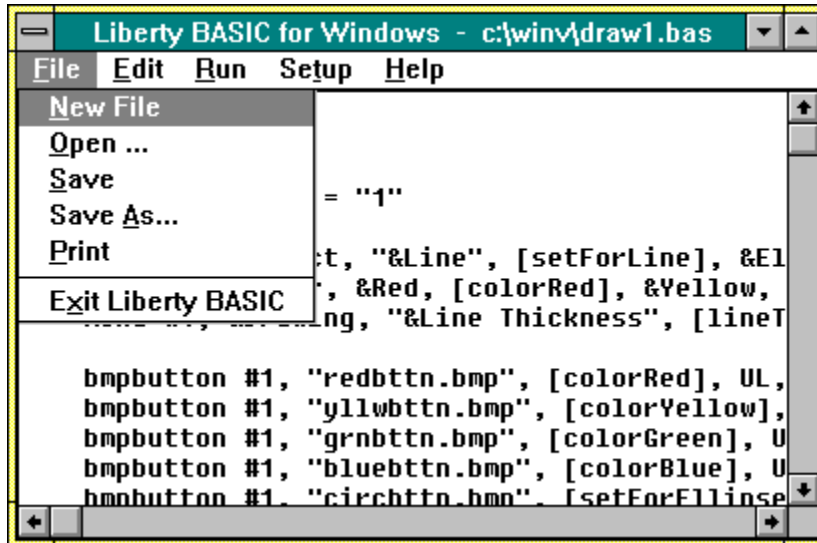
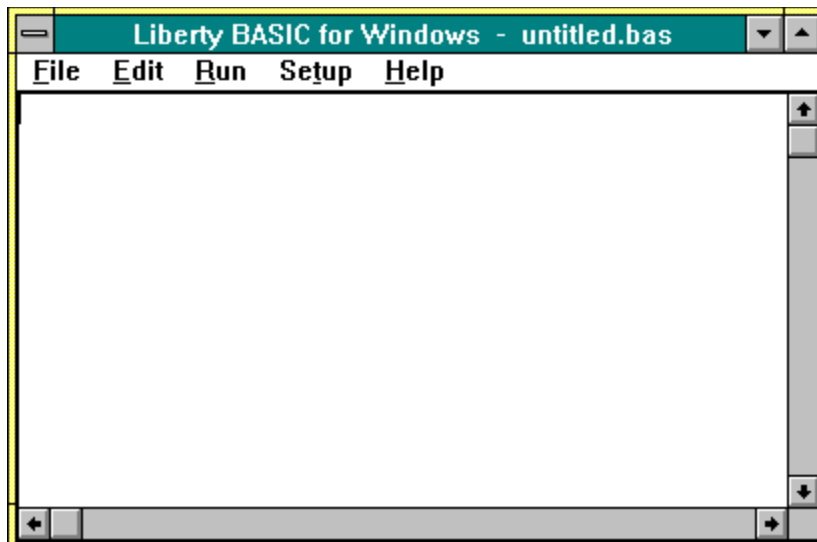


# Writing your own programs:

Let's write a short BASIC program. Pull down the File menu and select New File.



If you are asked if you want to save changes, click on No. Now you will see this:

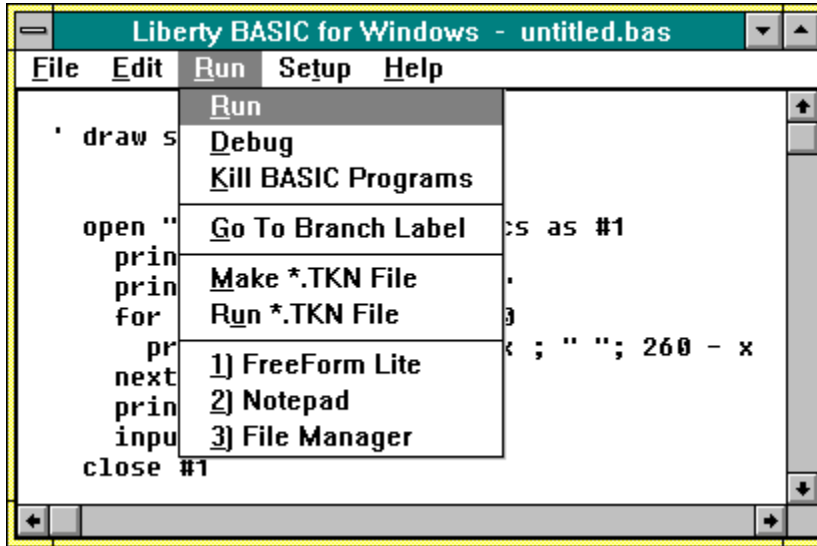


Now let's type a short program into our editor window. Type carefully.

```
' draw some ellipses  
  
open "Ellipses" for graphics as #1  
print #1, "down"  
print #1, "place 130 130"  
for x = 30 to 230 step 10  
    print #1, "ellipse "; x ; " "; 260 - x  
next x
```

```
print #1, "flush"  
input r$  
close #1
```

Now pull down the Run menu and select Run, as shown.



The program will run as seen below. Now close both of the new windows.

