




StoneAge Software (c) Presents
Goldrush, USA - Version 3.2





Goldrush, USA- Version 3.2 Help



Background

[The Inspiration](#)

[The Story Begins...](#)

Playing The Game

[Object Of The Game](#)

[Windows](#)

[Menus](#)

[Commands](#)

[Game Points](#)

[Hints](#)

Formalities

[Disclaimer](#)

[Registering StoneAge Games](#)



Background: The Inspiration

This game, as well as several other role playing adventure games, were originally designed and written for a Commodore B-128 PET OS in about 1987. With the advent of Windows, it became apparent that the old days of playing 'adventure' on the IBM mainframe (or VAX) were going away forever. I have always enjoyed playing these role playing adventure games, and think that this Windows format is easy to understand and to play. This game is intended to let the adventurer use a small amount of logic and imagination to solve the obstacles within this game. This game is dedicated to the people who have played these role playing games long before Windows was ever imagined.

This game (as are all of my games) is dedicated to my wife, **Heather**.

I hope you enjoy the adventure!

StoneAge Software

P.O. Box 621881

Littleton, Colorado 80162-1881

Timothy W. Stone, President



Background: The Story Begins...

A large dust storm was swelling over the desert. It is 1846 and Sheriff Rango stands in his office upstairs from the Assay Office and looks out the window. It's obvious that today is a day to stay inside and out of all that wind and dust.

As Sheriff Rango looked out the window he surveys the peaceful streets of Goldtown. Goldtown is a sleepy town nestled up next to the San Juan mountains of Colorado. How rich and beautiful those peaks are, and with the desert of dunes so close to the mountains, Goldtown is situated in a beautiful place.

Sheriff Rango can see the General Store across the street. There seems to be a lot of activity over there today. The Sheriff wonders if someone might have struck some paydirt, or thought they knew where some was. But then... they would have come into the Assay Office, for sure, and no one had done that yet this morning.

Goldtown didn't get its name from a mere dream. There's gold in the dirt that people walk on when they walk down mainstreet. Of course, there was no vein of gold there, just gold dust fallen from the pockets of drunken miners. But those miners have gold in their pockets. All those mines which hauled heavy loads of ore to the surface from deep inside the earth have to have men to do the dirty work. It is hard work but the pay's darn good. Heck, any pay is good these days, and it's honest work.

The Frontier Deli, and the saloon run down the west side of Main Street with the General Store across from the Assay Office, and the hotel across from the saloon. The only livery stable in town is right east of town from Main Street.

Some men are good in this town, and some are better left alone. A fiend today may be any enemy tomorrow. But then there's always two sides to every conflict, right?

There's a lot of treasure out there to collect. That's what this game is all about. Good Luck!!



Playing The Game: Object Of The Game

This game is a role playing game which requires the player to lead a character through a series of obstacles to achieve a predetermined ending. It may or may be not be obvious as to the route to success. There is no specific order for most obstacles. The inability to correctly maneuver through these obstacles may have varying effects. There is an element of chance to all confrontations, but the rule is that a player must have something to attack with, and something to defend against an opponent's onslaught. There are treasures spread through this game. These are worth points toward success as well, but you cannot carry them all around with you. How to collect full points is available through the course of this adventure.

There is an Online Help program for your unfamiliarities from the Help Menu.



Playing The Game: **Game Windows**

There are 5 major windows which are involved in this game. Each window serves a different purpose. The 'controlling' window is a Multiple Document Interface (MDI) window, with the other 5 game windows being MDI Children. These windows are where the commands are issued to play the game. Each window is automatically displayed when the game is started, and is present throughout the game. Each window may be minimized at any time. Click on the window type for more information.

Status

Visible Objects

Inventory

Location

Command Bank



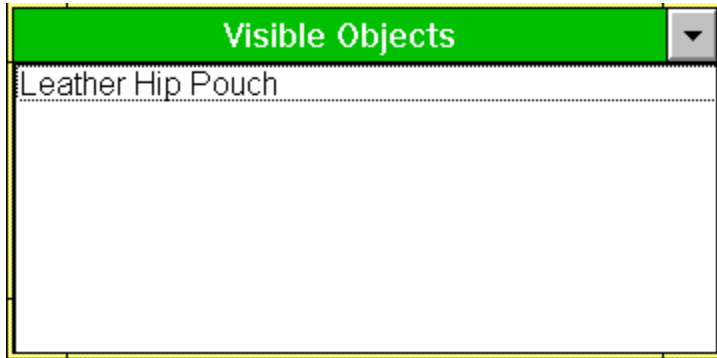
The Game Status Window

| Status Window | | |
|---------------|-------|-----|
| Score | Turns | Inv |
| 0 | 1 | 0 |

The Status Window displays the statistics related to the game at the current moment. If you want further information on the current **points**, how many turns you have used, or what your carry limit is, just click on the applicable command button.



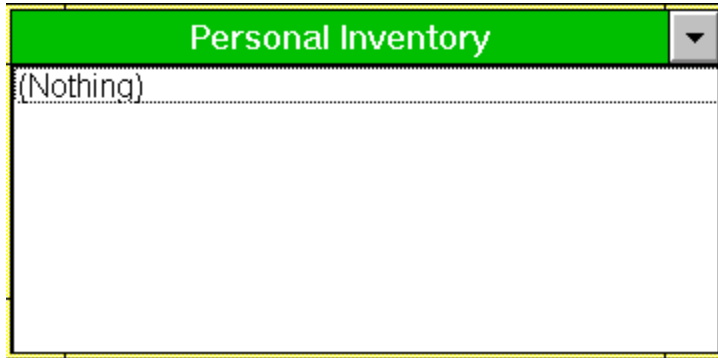
The Visible Objects



The Visible Objects Window displays objects that the player is observing while they are at that location. This is the window from which objects will be picked up from, and deposited when objects are dropped by the player.



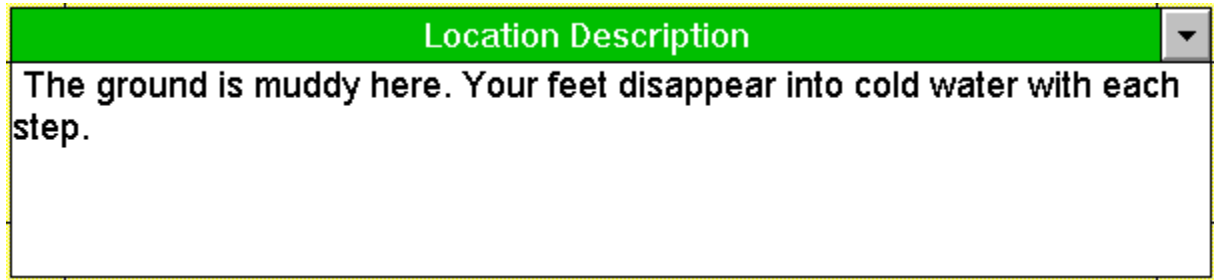
The Personal Inventory Window



This window lists all of the objects that a player is currently holding. There is a limit to the number of objects which may be held at one time.



The Location Window



This window displays what the player currently sees regarding their surroundings. Objects displayed in this window are not available to be retrieved by the player, but are merely observations made at the current game location. No further information on a location is available beyond what is displayed in this window.



The Command Bank Window



This window contains the command buttons for movement or other actions. Most commands are only available at differing times throughout the game. If a command is not available, it will be displayed as any other disabled command button within Windows. In this example, the commands with the black text are enabled, and the buttons with the red text are disabled. Click on the command button for more information on that command.



Playing The Game: Menus

There are only two menus available to the user. These menus are on the Status Window. Click on the menu type for more information.

File
Help



Menus - File Menu

The following File Menu options are available:

- New - Start a new game and initialize all game variables
- Open - Start from a game already saved to disk
- Save - Save the current game to a file which already exists
- Fast Exit - Exit the game immediately - do not stop go - do not collect \$200.
- Exit - Exit the Game and check your game status



Menus - Help Menu

- Contents - Calls this Help program.
- About... - A dab of --- [StoneAge Software](#) --- self promotion is in order.



Playing The Game: Available Game Commands

The following commands are available for this game:

light
read
north
south
east
west
up
down
open

dig
enter
shoot
trap
unlock
get
drop
drink
eat



Playing The Game: Hints

Most of the characters which appear to be bad - are bad. Some of the creatures need to be dealt with and others do not. Some should be avoided altogether. Some (but not all) of the obstacles are listed below.

The Soldier who will not let you pass - he has a drinking problem.

The Deli Owner is not going to freely give up his cash cache.

The Outlaws will hassle you because you have done nothing wrong. When you break the law - you will become their confidant.

There is some element of luck. Good or Bad. Having the right weapon or solution does not always inherently solve the obstacle.



Status Window - 'Score' Button

This button displays a screen which has a list box containing all of the prizes the player has collected, and their value points.



Status Window - 'Turns' Button

This button will tell you how many turns you have used during the current game.



Status Window - 'Inventory' Button

This button displays the number of objects held by the player and what their object carrying limit is.

This command will ignite the appropriate object - if both the object and something to light it with are both being held.

This command allows the player to read a book, or other object being held by the player.

This command moves the player to the north one move.

This command moves the player to the south one move.

This command moves the player to the east one move.

This command moves the player to the west one move.

This command moves the player to the up.

This command moves the player to the down.

This command allows the player to open an object that requires it.

This command allows the player to dig, as long as they possess something to dig with.

This command allows the player to move into a building or entrance. Double-clicking on an object to be entered will accomplish the same thing.

This command allows the user to pick something up that is visible in the Visible Objects Window..

This command allows the player to drop an item. Any item dropped will appear in the Visible Objects window..

This command allows the player to acquire nutrition.

This command permits the player to take a cool drink of water.

This command allows the player to catch the beaver, if all other preparations have been properly made.

This command shoots the gun in the players possession. You are only allowed 6 shots during the course of the game.

This command allows the player to unlock an object that is currently locked.



Playing The Game: Points

This game has 16 objects which have point values assigned to their possession or current location. These objects are encountered as you travel through this game and are identified by being prefaced and suffixed by a star (*) as in * Cigars *.

| | | | |
|-------------------------------|--------------|----------------------------|--------------|
| 3 Bars Of Gold | (100 points) | Silver Knife With Scabbard | |
| | (10 points) | | |
| Gold Dust | (25 points) | Beaver | (30 points) |
| Several Stacks Of US Currency | (50 points) | Colorado Columbines | (|
| 5 points) | | | |
| Cigars | (5 points) | Quartz Crystal | (10 |
| points) | | | |
| Map | (135 points) | Old Chest | (20 points) |
| Small, Polished Redwood Box | (10 points) | Silver Dollars | (20 points) |
| Pocket Watch | (25 points) | Hawken Rifle | (10 points) |
| Gold Nugget | (25 points) | Golden Belt Buckle | (20 |
| points) | | | |



Formalities - The Disclaimer

Although you are encouraged to make a backup copy of this software for your own use, you are not allowed to make unlimited copies. This software is protected by the copyright laws that pertain to computer software. It is illegal to make copies of this software except for backups. It is illegal to give this software to another person, or to duplicate the Software by other means, including electronic transmission. This software contains trade secrets and in order to protect them you may not decompile, reverse engineer, disassemble or otherwise reduce the software to human-perceivable form. You may not modify, adapt, translate, rent, lease or create derivative works based upon this software or any part thereof without the express written consent of [StoneAge Software](#).

[StoneAge Software](#) warrants the original diskettes are free from defects in materials and workmanship, assuming normal use, for a period of thirty (30) days from the date of purchase. If a defect occurs during this period, you may return your faulty disk to [StoneAge Software](#), along with a dated proof of purchase; [StoneAge Software](#) will replace it free of charge. After 30 days, you may obtain a replacement by sending your defective disk and a check for \$10 to [StoneAge Software](#).

EXCEPT FOR THE EXPRESS WARRANTY OF THE ORIGINAL DISKETTES SET FORTH ABOVE, [StoneAge Software](#) GRANTS NO OTHER WARRANTIES, EXPRESS OR IMPLIED, BY STATUTE OR OTHERWISE, REGARDING THE DISKS AND RELATED MATERIALS, THEIR FITNESS FOR ANY PURPOSE, THEIR QUALITY, THEIR MERCHANTABILITY, OR OTHERWISE.

THE LIABILITY OF STONEAGE SOFTWARE UNDER THE WARRANTY SET FORTH ABOVE SHALL BE LIMITED TO THE AMOUNT PAID BY THE CUSTOMER FOR THE PRODUCT. IN NO EVENT SHALL [StoneAge Software](#) BE LIABLE FOR ANY SPECIAL, CONSEQUENTIAL, OR OTHER DAMAGES FOR BREACH OF WARRANTY.

Information in this Help program is subject to change without notice and does not represent a commitment on the part of [StoneAge Software](#). The software described in this Help Program is furnished under license agreement or nondisclosure agreement. The software may be used or copied only in accordance with the terms of the agreement. It is against the law to copy the software on any medium except as specifically allowed in the license or nondisclosure agreement. No part of the Help Program may be reproduced or transmitted in any form or by any means, electronic or mechanical, including photocopying and recording, for any purpose without express written permission of [StoneAge Software](#).

(C) Copyright [StoneAge Software](#), 1993. All rights reserved.



Registration Reminder



If a window similar to the one above is displayed when starting up your game, it means that you have either deleted your **license file** or you have a Shareware copy of this game. If there is no window telling you that you have run out of free games (20), you are still in **luck**. This software is a 'Works-A-While' piece of Shareware. You get 20 plays... after that the software does not run. You can type in the correct passkey, and the game will authenticate itself permanently, and enable the Open and Save Menu options. Enjoy the game, but remember you need to register your game because this game is a 'Works-A-While'. **Browse to the next page for ordering information.**

StoneAge Software

P.O. Box 621881
Littleton, CO 80162-1881
(303)979-5198

Timothy W. Stone, President

Print this form and mail the address above to register your software today! **All shipping, handling and applicable taxes are included in the listed price.**

Personal Information:

Name: (MR. MRS. MISS MS.) _____

Address: _____

City: _____

State/Zip: _____

Country (if not USA): _____

Disk Information:

_____ I need a disk(s)

_____ I have a copy of the ordered program, and just need the registration password

_____ 3.5" HD disk(s) _____

_____ 5.25" HD disk(s) _____

Order Information:

_____ Send me the Goldrush, USA Adventure, Version 3.2 @ **\$15 per disk**

_____ Send me the Dragon Quest Adventure, Version 3.2 @ **\$15 per disk**

_____ Send me the StoneAge Adventure Series, Version 3.2 @ **\$25 per disk**

_____ Send me the Goldrush Adventure, Version 3.2 source code @ **\$100 per copy**

_____ Send me the Dragon Quest Adventure, Version 3.2 source code @ **\$100 per copy**

_____ Send me the StoneAge Adventure Series, Version 3.2 source code @ **\$150 per set**

\$ _____ .00 Amount Enclosed. **(INTERNATIONAL ORDERS PLEASE ADD \$5 US)**

Thank You for supporting us. "Who needs wheels and fire when you've got StoneAge

Software?"

