

Click to have Norton AntiVirus ask if you want the scheduled LiveUpdate to run just before it is scheduled to occur.

Customize scheduling LiveUpdates by setting the options in this group box.

Check if you want LiveUpdate to run twice a month, then select the second date and time in the drop-down list box above.

Check if you want LiveUpdate to run at some random time during the night (between 9 p.m. and 6.a.m.).






Select the date(s) that LiveUpdate will run.

Type in the time that LiveUpdate will run on the selected date. This time is superseded if you check the Randomly Schedule A Time Overnight.

Check if you do not want to see this Scheduled LiveUpdate dialog box again each time you complete a LiveUpdate.

## Scheduled LiveUpdate

After you successfully complete a LiveUpdate, you have the option to schedule future LiveUpdates to run unattended at a predetermined frequency and time. Your options are:

-  Select a date or dates and type in the time that LiveUpdate will run on this date.
-  You have to check Schedule LiveUpdate Twice Per Month in order to specify the second date and time. (Otherwise the second date and time options are not available.) The times are superseded if you check the Randomly Schedule A Time Overnight.
-  Check if you want LiveUpdate to run at some random time during the night (between 9 p.m. and 6.a.m.).
-  Have Norton AntiVirus ask if you want the scheduled LiveUpdate to run just before it is scheduled to occur.
-  Choose whether or not you want to see this Scheduled LiveUpdate dialog box again each time you complete a LiveUpdate.



