

DTools 3.0 Contents

[Installation](#)

[Release Notes](#)

Components



[TAnalogClock](#)



[TBalloonHint](#)



[TBWCCCheckBox](#)



[TBWCCRadioButton](#)



[TCustomHint](#)



[TDozer](#)



[TFComboBox](#)



[TFocusPanel](#)



[TFountainFill](#)



[TLEDCheckBox](#)



[TLEDClock](#)



[TLEDLabel](#)



[TLEDRadioButton](#)



[TNeatoMeter](#)



[TODButton](#)



[TODCheckBox](#)



[TODCycler](#)



[TODRadioButton](#)



[TPieMeter](#)



[TRotaryKnob](#)



[TShadowButton](#)



[TTiledBitmap](#)



[TVisualApp](#)

Routines

[CreateFountainFillPalette](#)

[DrawFountainFill](#)

[GetColorStep](#)

[LeftStr](#)

[LTrim](#)

[Mid](#)

[RightStr](#)

[RTrim](#)

[ScaleColor](#)

[ScaleNum](#)

[ScaleRGB](#)

[TileBitmap](#)

[Trim](#)

Active Property

Applies to

TBalloonHint, TCustomHint objects

Declaration

```
property Active: Boolean;
```

Description

The Active property determines if balloon/custom hints will be displayed. If Active is False, then standard Delphi hints will be displayed.



TBalloonHint Component

[Properties](#) [Method](#)

Unit

[Balloon](#)

Description

TBalloonHint is a descendent of TComponent. TBalloonHint is a component to display hint strings in a cartoon style balloon. Several properties are provided to customize the appearance of the balloon. The [Shape](#) property allows you to change between plain and rounded rectangles. [ShadowDepth](#) and [ShadowStyle](#) allow you to control the appearance of the drop shadow. The [Style](#) property allows you to configure the colors and font. The [Operation](#) property allows you to tailor the way the balloons are activated and displayed.

To add balloon hints to your application, simply place a TBalloonHint control on your main form and set the [Active](#) property to True.

Known Problem

Setting the [Style](#) property to hsSystem produces unexpected results.

Properties

▶ Run-time only

🔑 Key Properties

🔑 Active

BorderColor

Color

Font

🔑 MaxWidth

🔑 Operation

🔑 Position

🔑 ShadowDepth

🔑 ShadowStyle

🔑 Shape

🔑 Style

MaxWidth Property

Applies to

TBalloonHint , TCustomHint objects

Declaration

```
property MaxWidth: Integer;
```

Description

The `MaxWidth` property determines the maximum width in pixels the hint window will occupy on the screen. If this value is less than zero, the hint window will use the absolute value of the number as a divisor to the width of the screen. For example: If `MaxWidth = -4`, the maximum width in pixels would be `Screen.Width div 4`. To get the actual maximum width in pixels no matter what `MaxWidth` is set to, use the [GetMaxWidthPixels](#) method.

Position Property

Applies to

TBalloonHint, TRotaryKnob objects

Declaration

TBalloonHint:

property Position: TBalloonPosition;

TRotaryKnob:

property Position: Integer;

Description

TBalloonHint:

The Position property determines the preferred location to display the balloon hint.

TRotaryKnob:

The Position property determines position of the indicator on the knob.

ShadowDepth Property

Applies to

TBalloonHint object

Declaration

property ShadowDepth: TShadowDepth;

Description

The ShadowDepth property determines the number of pixels to offset the balloon shadow.

Shape Property

Applies to

TAnalogClock, TBalloonHint, TLEDCheckBox, TLEDRadioButton, TPieMeter objects

Declaration

TAnalogClock:

property Shape: TAnalogClockShape;

TBalloonHint:

property Shape: TBalloonShape;

TLEDCheckBox, TLEDRadioButton:

property Shape: TLEDShape;

TPieMeter

property Shape: TPieShape;

Description

The Shape property determines the basic shape or outline of the object.

TBalloonShape Type

Unit

Balloon

Declaration

```
TBalloonShape = (bsRoundRect, bsRectangle);
```

Description

The TBalloonShape type is used by the Shape property to determine the shape of a TBalloonHint component.

TBalloonPosition Type

Unit

Balloon

Declaration

```
TBalloonPosition = (bpAboveLeft, bpAboveRight, bpBelowLeft, bpBelowRight);
```

Description

The TBalloonPosition type is used by the Position property of the TBalloonHint component to determine the default positioning of the balloon.

TShadowDepth Type

Unit

Balloon

Declaration

```
TShadowDepth = 0..16;
```

Description

The TShadowDepth type is used by the ShadowDepth property to determine the pixel offset of the balloon shadow of a TBalloonHint object.

Balloon Unit

The Balloon unit contains the classes and types used to implement balloon hints. The following items are declared in the Balloon unit:

Components

TBalloonHint

Types

TShadowDepth

TBalloonBehaviors

TBalloonPosition

TBalloonShape

TBalloonShadowStyle



TNeatoMeter Component

Properties

Unit

Feedback

Description

TNeatoMeter is a descendent of TGraphicControl. TNeatoMeter is a component to give user feedback for lengthy operations.

Feedback Unit

The Feedback unit contains the classes and types used to implement progress meters. The following items are declared in the Feedback unit:

Components

TNeatoMeter

TPieMeter

Types

TBevelDepth

TBevelType

TBitmapDrawStyle

TMeterDirection

TMeterStyle












TPieDirection

TPieShape

Properties

▶ Run-time only

 Key Properties

 <u>BackColor</u>	 <u>Completed</u>	 <u>ShowHint</u>
 <u>BevelDepth</u>	 <u>Direction</u>	 <u>ShowPercent</u>
 <u>BevelType</u>	<u>Font</u>	<u>Style</u>
 <u>Bitmap</u>	<u>ForeColor</u>	 <u>Total</u>
 <u>BitmapDrawStyle</u>	<u>ParentFont</u>	 <u>UseFontColor</u>
<u>BorderStyle</u>	<u>ParentShowHint</u>	<u>Visible</u>
<u>Caption</u>	 <u>Percent</u>	

TBevelType Type

Unit

Feedback

Declaration

```
TBevelType = (btNone, btInset, btRaised);
```

Description

The TBevelType type is used by the BevelType property to give a TNeatoMeter component 3-D appearance.

BackColor Property

Applies to

TAnalogClock, TLEDClock, TLEDLabel, TNeatoMeter, TPieMeter objects

Declaration

property BackColor: TColor

Description

TAnalogClock:

The BackColor property determines the color of the area around the clock.

TLEDClock and TLEDLabel

The BackColor property determines the color of the area around the segments.

TNeatoMeter and TPieMeter:

The BackColor property determines the color of the incomplete area of the meter.

BevelDepth Property

Applies to

TNeatoMeter object

Declaration

property BevelDepth: TBevelDepth;

Description

The BevelDepth property is used to set the 3-D depth of the meter.

BevelType Property

Applies to

TNeatoMeter object

Declaration

property BevelType: TBevelType;

Description

The BevelType property is used to give a meter a 3-D appearance.

Bitmap Property

Applies to

TNeatoMeter, TShadowButton, TTiledBitmap objects

Declaration

```
property Bitmap: TBitmap;
```

Description

TNeatoMeter

The Bitmap property is used to show progress with a graphic instead of simple filled rectangles. The BitmapDrawStyle property determines the appearance of the bitmap.

TShadowButton, TTiledBitmap

The Bitmap property is the bitmap to tile.

BitmapDrawStyle Property

Applies to

TNeatoMeter object

Declaration

property BitmapDrawStyle: TBitmapDrawStyle;

Description

The BitmapDrawStyle property is used to determine how the bitmap will be displayed in a meter.

Percent Property

Applies to

TNeatoMeter, TPieMeter objects

Declaration

```
property Percent: Integer;
```

Description

The Percent property indicates the amount completed.

Caption Property

Applies to

TNeatoMeter, TPieMeter objects

Declaration

```
property Caption: string;
```

Description

The Caption property contains the text that will be displayed on the meter. If Caption is an empty string and ShowPercent is True, the percent complete will be displayed.

Completed Property

Applies to

TNeatoMeter, TPieMeter objects

Declaration

`property Completed: Longint;`

Description

The Completed property determines how many items out of a possible Total have been completed.

Direction Property

Applies to

TNeatoMeter, TPieMeter objects

Declaration

TNeatoMeter

property Direction: TMeterDirection;

TPieMeter

property Direction: TPieDirection;

Description

The Direction property determines the way a meter will indicate progress.

ForeColor Property

Applies to

TNeatoMeter, TPieMeter objects

Declaration

```
property ForeColor: TColor;
```

Description

The ForeColor property determines the color of the complete area of the meter.



TPieMeter Component

Properties

Unit

Feedback

Description

TPieMeter component is a descendent of TGraphicControl. TPieMeter is a component to give user feedback for lengthy operations.

ShowPercent Property

Applies to

TNeatoMeter, TPieMeter objects

Declaration

```
property ShowPercent: Boolean;
```

Description

The ShowPercent property determines whether or not the percent complete will be displayed when Caption is an empty string.

Style Property

Applies to

TBalloonHint, TCustomHint, TFountainFill, TNeatoMeter objects

Declaration

TBalloonHint and TCustomHint

property Style: THintStyle;

TFountainFill

property Style: TFountainStyle;

TNeatoMeter

property Style: TMeterStyle;

Description

TBalloonHint and TCustomHint

The Style property determines the font and colors used to display hints.

TFountainFill

The Style property determines the fill pattern.

TNeatoMeter

The Style property determines the look of the meter.

Total Property

Applies to

TNeatoMeter, TPieMeter objects

Declaration

`property Total: Longint;`

Description

The Total property determines the number of Completed items required to reach 100 percent.

UseFontColor Property

Applies to

TNeatoMeter object

Declaration

```
property UseFontColor: Boolean;
```

Description

The UseFontColor property determines whether text displayed on the meter will be displayed using the color of the font or using the inverse color of the meter sections.

Note: When a bitmap has been assigned, the meter will always use the font color.

TBevelDepth Type

Unit

[Feedback](#)

Declaration

```
TBevelDepth = 0..10;
```

Description

The TBevelDepth type is used by the [BevelDepth](#) property to set the 3-D depth of a [TNeatoMeter](#) component.

TBitmapDrawStyle Type

Unit

[Feedback](#)

Declaration

```
TBitmapDrawStyle = (dsStretch, dsTile, dsTileInvert);
```

Description

The TBitmapDrawStyle type is used by the [BitmapDrawStyle](#) property to determine how the [bitmap](#) will be displayed in a [TNeatoMeter](#) object. The following table describes the meaning of each value:

Value	Meaning
dsStretch	The bitmap will be stretched in the completed section of the meter. The remainder of the meter will be filled with the background color.
dsTile	The bitmap will be tiled in the completed section of the meter. The remainder of the meter will be filled with the background color.
dsTileInvert	The bitmap will be tiled in the completed section of the meter. The remainder of the meter will be tiled with the inverted image of the bitmap.

TMeterDirection Type

Unit

Feedback

Declaration

```
TMeterDirection = (mdLeftToRight, mdRightToLeft, mdTopToBottom,  
mdBottomToTop);
```

Description

The TMeterDirection type is used by the Direction property to determine which way a TNeatoMeter object will indicate progress.

TMeterStyle Type

Unit

[Feedback](#)

Declaration

```
TMeterStyle = (msStandard);
```

Description

The TMeterStyle type is used by the [Style](#) property to determine the look of a [TNeatoMeter](#) object.

Note: Future versions will hopefully support more styles (segments, etc.).

Properties


▶ Run-time only

 Key Properties

Align

DragCursor

DragMode

 DrawOnScreen

Enabled

 FromColor


Hint

ParentShowHint

PopupMenu

ShowHint

 Steps

 Style

ToColor

Visible

Properties

▶ Run-time only

 Key Properties

BackColor

BorderStyle

Caption

 Completed


 Direction


Font

ForeColor


ParentFont


ParentShowHint

 Percent

 Shape

ShowHint

 ShowPercent










 Total

Visible

Properties

32 32-bit only

Key Properties

 <u>HelpFile</u>	 <u>HintPause</u>	32  <u>ShowMainForm</u>
 <u>HintColor</u>	32  <u>HintShortPause</u>	 <u>Title</u>
32  <u>HintHidePause</u>	 <u>Icon</u>	32  <u>UpdateFormatSettings</u>



TVisualApp Component

[Properties](#)

[Events](#)

Unit

[VisApp](#)

Description

TVisualApp is a descendent of TComponent. TVisualApp is a component to allow you to easily manipulate the global Application objects properties and attach event handlers.

AnaClock Unit

The AnaClock unit contains the classes and types used to implement an analog clock component.

The following items are declared in the AnaClock unit:

Components

TAnalogClock

Types

TAnalogClockShape

TPieShape Type

Unit

[Feedback](#)

Declaration

```
TPieShape = (psCircle, psEllipse);
```

Description

The TPieShape type is used by the [Shape](#) property to determine the shape of a [TPieMeter](#) object.

TPieDirection Type

Unit

Feedback











Declaration

```
TPieDirection = (pdClockwise, pdCounterClockwise);
```

Description

The TPieDirection type is used by the Direction property to determine the direction a TPieMeter will indicate progress.

Events

-  Key Events
-  OnActivate
-  OnDeactivate
-  OnException
-  OnHelp
-  OnHint
-  OnIdle
-  OnMessage
-  OnMinimize
-  OnRestore
-  OnShowHint

OnTimer Event

Applies to

TAnalogClock, TDozer, TLEDClock objects

Declaration

property OnTimer: TNotifyEvent;

Description

The OnTimer event is used to execute code at regular intervals. The Interval property determines how often this event occurs.

Note: The `sender` parameter of the event will be a TAnalogClock, TDozer or TLEDClock object not a TTimer.

VisApp Unit

The VisApp unit contains the classes and types used to implement the visual application component.

The following items are declared in the VisApp unit:

Components

TVisualApp

xxxx



TAnalogClock Component

[Properties](#)

[Events](#)

Unit

[AnaClock](#)

Description

TAnalogClock is a descendent of TCustomControl. TAnalogClock is a component to display a standard analog clock. TAnalogClock can also be used as a timer by setting the [Interval](#) property and writing a handler for the [OnTimer](#) event.

Properties

▶ Run-time only

 Key Properties

Align

BackColor

Enabled

FaceColor

HandsColor

Hint



Interval

OutlineColor

ParentShowHint

PopupMenu

SecHandColor



Shape

ShowHint



ShowSeconds

TickColor

Visible

Events

 Key Events

OnClick

OnDbIcIick

OnDragDrop

OnDragOver

OnEndDrag

OnMouseDow

n

OnMouseMove

OnMouseUp

OnTimer



TAnalogClockShape Type

Unit

AnaClock

Declaration

```
TAnalogClockShape = (csCircle, csSquare);
```

Description

The TAnalogClockShape type is used by the Shape property to determine the displayed shape of a TAnalogClock component.

FaceColor Property

Applies to

TAnalogClock, TShadowButton object

Declaration


```
property FaceColor: TColor;
```

Description

The FaceColor property determines the color of the face of the clock or button.

Events

 Key Events

 OnTimer

 OnWakeUp

HandsColor Property

Applies to

TAnalogClock object

Declaration

```
property HandsColor: TColor;
```

Description

The HandsColor property determines the color of the minute and hour hands of the clock.

Interval Property

Applies to

TAnalogClock, TDozer, TLEDClock objects

Declaration

property Interval: Word;

Description

The Interval property determines how often clocks will be updated and OnTimer events will be fired.

OutlineColor Property

Applies to

TAnalogClock object

Declaration

```
property OutlineColor: TColor;
```

Description

The OutlineColor property determines the color of the clock border.

SecHandColor Property

Applies to

TAnalogClock object

Declaration

```
property SecHandColor: TColor;
```

Description

The SecHandColor property determines the color of the second hand of the clock.

ShowSeconds Property

Applies to

TAnalogClock, TLEDClock objects

Declaration

property ShowSeconds: Boolean;

Description

The ShowSeconds property determines the whether or not seconds will be displayed.

TickColor Property

Applies to

TAnalogClock object

Declaration

```
property TickColor: TColor;
```

Description

The TickColor property determines the color of the markers around the clock.



TLEDLabel Component

[Properties](#) [Events](#)

Unit

[LEDGadgt](#)

Description

TLEDClock is a descendent of TGraphicControl. TLEDLabel is a component to display a standard segmented LED readout.

GetMaxWidthPixels Method

Applies to

TBalloonHint, TCustomHint objects

Declaration

```
function GetMaxWidthPixels: Integer;
```

Description

The GetMaxWidthPixels method returns the actual maximum width in pixels of the balloon no matter what MaxWidth is set to.

IndicatorColor Property

Applies to

TRotaryKnob object

Declaration

```
property IndicatorColor: TColor;
```

Description

The IndicatorColor property determines the color used to paint the position indicator.

Note: The area around the knob is painted using the value of the Color property. The rest of the knob colors are determined by the current system colors.

MMGadget Unit

The MMGadget unit contains the classes and types used to implement stereo-style rotary knobs.

The following items are declared in the MMGadget unit:

Components

TRotaryKnob

Method

GetMaxWidth
Pixels



TRotaryKnob Component

[Properties](#)

[Events](#)

Unit

MMGadget

Description

TRotaryKnob is a descendent of TCustomControl. TRotaryKnob is a component to allow users to select a value within a range using a familiar stereo-style rotary knob. TRotaryKnob can update the Caption or Text property of another control automatically using the Control property.

Events

- 🔑 Key Events
- 🔑 OnChange

Properties

▶ Run-time only

 Key Properties

Align


Color

 Control

Enabled

IndicatorColor

r

 Max

 Min

ParentShowHint

PopupMenu

ShowHint

 Position

Visible

Min Property

Applies to

TODCycler, TRotaryKnob object

Declaration

```
property Min: Integer;
```

Description

The Min property along with the Max property determines the range of possible values a knob or cycler button can have.

Max Property

Applies to

TODCycler, TRotaryKnob object

Declaration

```
property Max: Integer;
```

Description

The Max property along with the Min property determines the range of possible values a knob or cycler button can have.

Control Property

Applies to

TRotaryKnob object

Declaration

```
property Control: TControl;
```

Description

When the Position changes, the knob control will automatically update the value of the Caption or Text property of the assigned control.

OnChange Event

Applies to

TRotaryKnob object

Declaration

property OnChange: TNotifyEvent;

Description

The OnChange event is triggered whenever the Position of the knob changes.

TSegmentSize Type

Unit

LEDGadgt


Declaration

```
TSegmentSize = 1..16;
```

Description

The TSegmentSize type is used by the SegmentSize property to determine the thickness of LED segments.

Events

 Key Events

OnClick

OnDbIcIick

OnDragDrop

OnDragOver

OnEndDrag

OnMouseDown

n

OnMouseMove

OnMouseUp



TLEDClock Component

[Properties](#) [Events](#)


Unit

[LEDGadgt](#)

Description

TLEDClock is a descendent of TGraphicControl. TLEDClock is a component to display a standard LED clock. TLEDClock can also be used as a timer by setting the [Interval](#) property and writing a handler for the [OnTimer](#) event.

Events

 Key Events

OnClick

OnDbIcIick

OnDragDrop

OnDragOver

OnEndDrag

OnMouseDown

n

OnMouseMove

OnMouseUp

 OnTimer

Properties

▶ Run-time only


 Key Properties

BackColor

Caption

Columns

 DrawMode

 DrawOnScreen
n

Enabled

Hint


 Interval

LitColor


ParentShowHint
nt

PopupMenu

Rows

 SegmentSize

ShowHint

 ShowSeconds

UnlitColor

Visible

Properties

▶ Run-time only


 Key Properties

BackColor

Caption

 Columns

 DrawMode

 DrawOnScreen
n


Hint

LitColor

ParentShowHint

PopupMenu

 Rows

 SegmentSize

ShowHint

UnlitColor

Visible

DrawMode Property

Applies to

TLEDClock, TLEDLabel objects

Declaration

property DrawMode: TLEDDrawMode;

Description

The DrawMode property determines the method used to draw the LED segments.

Note: When SegmentSize is 1, the drawing mode will be dmLine regardless of the DrawMode setting.

Columns Property

Applies to

TLEDLabel object

Declaration

property Columns: **Integer**;

Description

The Columns property combined with the Rows property determine the number of LED characters in a LED display.

TLEDDrawMode Type

Unit

LEDGadgt

Declaration

```
TLEDDrawMode = (dmPolygon, dmLine);
```

Description

The TLEDDrawMode type is used by the DrawMode property to determine what method will be used to draw LED segments.

DTUtil Unit

The DTUtil unit contains utility routines.

The following items are declared in the DTUtil unit:

Types

TFountainStyle

THintStyle

Routines

GetColorStep

CreateFountainFillPalette

DrawFountainFill

LeftStr

LTrim

Mid

RightStr

RTrim

ScaleColor

ScaleNum

ScaleRGB

TileBitmap

Trim

LEDGadgt Unit

The LEDGadgt unit contains the classes and types used to implement LED style label and clock components.

The following items are declared in the LEDGadgt unit:

Components

TLEDClock

TLEDLabel

Types

TLEDDrawMode

TSegmentSize

DrawOnScreen Property

Applies to

TFountainFill, TLEDClock, TLEDLabel objects

Declaration

property DrawOnScreen: Boolean;

Description

The DrawOnScreen property determines whether or not the Paint method will use an off-screen bitmap. Off-screen bitmaps result in less flicker.

LitColor Property

Applies to

TLEDCheckBox, TLEDClock, TLEDLabel, TLEDRadioButton objects

Declaration

```
property LitColor: TColor;
```

Description

The LitColor property determines the color of LED segments which should be "lit".

Rows Property

Applies to

TLEDLabel object

Declaration

property Rows: **Integer**;

Description

The Rows property combined with the Columns property determine the number of LED characters in an LED display.

SegmentSize Property

Applies to

TLEDClock, TLEDLabel objects

Declaration

property SegmentSize: TSegmentSize;

Description

The SegmentSize type is used to determine the thickness of LED segments.

UnlitColor Property

Applies to

TLEDCheckBox, TLEDClock, TLEDLabel, TLEDRadioButton objects

Declaration

```
property UnlitColor: TColor;
```

Description

The UnlitColor property determines the color of LED segments which should not be "lit".

Note: For TLEDClock and TLEDLabel, if UnlitColor and BackColor are the same, the unlit segments will not be drawn to improve performance.

Release Notes

3.0

- Added support for Delphi 2.0 32-bit!
- Added Behavior property to TBalloonHint to replace the Operation property. If you load an old project, you might receive the following message: "Error reading Object.Operation: Property does not exist. Ignore the error and continue?". Choose Ignore and everything should perform as expected. You will also need to save the form. Thanks to Nick Naimo for bringing discrepancies between the 1.0 and 2.0 balloon hint performance.
- Added HintHidePause, HintShortPause, ShowMainForm, and UpdateFormatSettings properties to TVisualApp to support new TApplication properties available in Delphi 2.0.

2.1

- Fixed TBWCCheckbox and TBWCCRadioButton Font property. The Font property was not being set properly during the Paint method. Thanks to Scott Lovy for reporting this bug.
- Made sure that all DTools .DCU files were compiled without debug information. This was causing some of you a few problems - sorry!

2.0

- Thanks to all of you for the encouragement, ideas and support!
- Source code for DTools is now available! See ORDER.TXT for details.
- As soon as I get a copy of the 32-bit Delphi, I will update and release a new version of DTools.
- Added several new features to TBalloonHint (including Windows '95 features)
- Added Routines section to this help file. Included are: CreateFountainFillPalette, DrawFountainFill, GetColorStep, LeftStr, LTrim, Mid, RightStr, RTrim, ScaleColor, ScaleNum, ScaleRGB, TileBitmap, Trim.
- Added the following components: TCustomHintWindow, TBWCCheckBox, TBWCCRadioButton, TDozer, TFComboBox, TFountainFill, TLEDCheckBox, TLEDRadioButton, TODButton, TODCheckBox, TODCycler, TODRadioButton, TShadowButton, TTiledBitmap.
- Fixed TLEDLabel and TLEDClock SegmentSize setting of 3. The default value in the class declaration was incorrect. Thanks to Stephen Ibbs for reporting this bug.
- A special thanks goes out to Ritchey Consulting Services for their most excellent K2B RTF File Preprocessor.



TODCheckBox Component

[Properties](#) [Events](#)

Unit

[Toggler](#)

Description

TODCheckBox is a descendent of TCustomControl. TODCheckBox is an owner-draw button which behaves like a check box.



TODCycler Component

[Properties](#)

[Events](#)

Unit

[Toggler](#)

Description

TODCycler is a descendent of TCustomControl. TODCycler is an owner-draw button which cycles its values on each click.



TODRadioButton Component

[Properties](#) [Events](#)

Unit

[Toggler](#)

Description

TODRadioButton is a descendent of TCustomControl. TODRadioButton is an owner-draw button which behaves like a radio button.

Toggler Unit

The Toggler unit contains the classes and types used to implement custom toggle style buttons.

The following items are declared in the Toggler unit:

Components

TBWCCCheckBox

TBWCCRadioButton

TLEDCheckBox

TLEDRadioButton

TODCheckBox

TODCycler

TODRadioButton

Types

TLEDShape

xxxx



TODButton Component

[Properties](#) [Events](#)

Unit

[CustBtn](#)

Description

TODButton is a descendent of TButton. TODButton is an owner-draw button which behaves like a standard command button.



TCustomHint Component

[Properties](#) [Method](#)

Unit

[DTMisc](#)

Description

TCustomHint is a descendent of TComponent. TCustomHint is a replacement for the built in 'tool-tip' style hints. TCustomHint provides control over the font, color and maximum width of the hint window.

To add custom hints to your application, simply place a TCustomHint control on your main form and set the [Active](#) property to True.

Known Problem

Setting the [Style](#) property to hsSystem produces unexpected results.

TileBitmap Procedure

Unit

DTUtil

Declaration

procedure TileBitmap(Canvas: TCanvas; Bitmap: TBitmap; Bounds: TRect);

Remarks

Draws a bitmap in a tiled fashion on a canvas.

Parameter	Description
Canvas	Canvas to draw on
Bitmap	Bitmap to tile
Bounds	Bounds rectangle to draw in

Properties

▶ Run-time only

🔑 Key Properties

Caption

🔑 EraseBackgro
und

PopupMenu

▶ 🔑 Canvas

Font

ShowHint

Color

▶ 🔑 IsDown

TabOrder

Ctl3D

ParentColor

TabStop

DragCursor

ParentCtl3D

Visible

DragMode

ParentFont

Enabled

ParentShowHi
nt

TBalloonShadowStyle Type

Unit

Balloon


Declaration


```
TBalloonShadowStyle = (ssShaded, ssSolid);
```

Description

The TBalloonShadowStyle type is used by the ShadowStyle property of the TBalloonHint component to determine if balloon shadows will appear solid or shaded.

Events

 Key Events

 OnClick

OnDragDrop

OnDragOver

OnEndDrag

OnEnter

OnExit

OnKeyDown

OnKeyPress


OnKeyUp

OnMouseDown

n

OnMouseMove

OnMouseUp

 OnPaint

CustBtn Unit

The CustBtn unit contains the classes and types used to implement custom and owner-draw buttons.


The following items are declared in the CustBtn unit:


Components

TODButton

TShadowButton

Events

 Key Events

 OnClick

OnDragDrop

OnDragOver

OnEndDrag

OnEnter

OnExit

OnKeyDown

OnKeyPress

OnKeyUp

OnMouseDown

OnMouseMove

OnMouseUp

ScaleNum Function

Unit

DTUtil

Declaration

```
function ScaleNum(value, limit, percent: Integer): Integer;
```

Remarks

Returns a number scaled by *percent*.

Parameter	Description
value	value to scale
limit	upper/lower bound of value
percent	percentage to scale by - if limit is less than value then the result will also be less than value, otherwise the result will be greater than value.

ScaleColor Function

Unit

DTUtil

Declaration

```
function ScaleColor(color: TColor; HowMuch: Integer): TColor;
```

Remarks

Returns a lightened/darkened RGB color. This function can accept system color values as well as RGB colors.

Parameter	Description
color	color to scale
HowMuch	percentage to scale by - positive values produce lighter colors, negative values produce darker colors

ScaleRGB Function

Unit

DTUtil

Declaration

```
function ScaleRGB(color: TColor; HowMuch: Integer): TColor;
```

Remarks

Returns a lightened/darkened RGB color. This function will not work properly with system color values - use ScaleColor instead.

Parameter	Description
color	color to scale
HowMuch	percentage to scale by - positive values produce lighter colors, negative values produce darker colors

DTMisc Unit

The DTMisc unit contains the classes and types used to implement miscellaneous components.

The following items are declared in the DTMisc unit:

Components

TCustomHint

TDozer

TFountainFill

TFComboBox

TFocusPanel

TTiledBitmap



TBWCCRadioButton Component

[Properties](#) [Events](#)

Unit

[Toggler](#)

Description

TBWCCRadioButton is a descendent of TCustomControl. TBWCCRadioButton functions as a radio button which looks like the ones found in BWCC.DLL.



TLEDCheckBox Component

[Properties](#)

[Events](#)

Unit

[Toggler](#)

Description

TLEDCheckBox is a descendent of TCustomControl. TLEDCheckBox functions as a check box which displays an LED style 'button'.



TLEDRadioButton Component

[Properties](#) [Events](#)

Unit

[Toggler](#)

Description

TLEDRadioButton is a descendent of TCustomControl. TLEDRadioButton functions as a radio button which displays an LED style 'button'.



TBWCCCheckBox Component

[Properties](#) [Events](#)

Unit

[Toggler](#)

Description

TBWCCCheckBox is a descendent of TCustomControl. TBWCCCheckBox functions as a check box which looks like the ones found in BWCC.DLL.

TFountainStyle Type

Unit

DTUtil

Declaration

```
TFountainStyle = (fsHorizontal, fsVertical, fsCircular);
```

Description

The TFountainStyle type is used by to determine the drawing method for the DrawFountainFill procedure and the **Style** property of a TFountainFill object. The following table describes the meaning of each value:

Value	Meaning
fsHorizontal	The gradient will be draw using horizontal rectangles.
fsVertical	The gradient will be draw using vertical rectangles.
fsCircular	The gradient will be draw using rings.



TFountainFill Component

[Properties](#) [Events](#)

Unit

[DTMisc](#)

Description

TFountainFill is a descendent of TGraphicControl. TFountainFill is a component to display color gradients similar to those found in illustration packages.



TFocusPanel Component

[TPanel reference](#)

Unit

[DTMisc](#)

Description

TFocusPanel is a descendent of TPanel. Unlike TPanel, TFocusPanel will accept the input focus and publishes the [OnKeyDown](#), [OnKeyPress](#) and [OnKeyUp](#) events.

Properties

▶ Run-time only

🔑 Key Properties

🔑 Active

🔑 Color

🔑 Font

🔑 MaxWidth

🔑 Style

OnPaint Event

Applies to

TODButton, TODCheckBox, TODCycler, TODRadioButton objects

Declaration

property OnPaint: TNotifyEvent;

Description

The OnPaint event is triggered whenever the control needs to be repainted.

Operation Property

This property has been replaced by the Behavior property.

Note: If you load an old project, you might receive the following message: "Error reading Object.Operation: Property does not exist. Ignore the error and continue?". Choose Ignore and everything should perform as expected. You will also need to save the form.

Behavior Property

Applies to

TBalloonHint object

Declaration

property Behavior: TBalloonBehaviors;


Description

The Behavior property determines how and when the balloon will be displayed. Behavior replaces the Operation property.

Note: If you load an old project, you might receive the following message: "Error reading Object.Operation: Property does not exist. Ignore the error and continue?". Choose Ignore and everything should perform as expected. You will also need to save the form.

Properties

▶ Run-time only

 Key Properties

Caption

 Checked

Color


DragCursor

DragMode

Enabled

Font

 GroupIndex

 IgnoreEnabled


 LitColor

ParentColor

ParentFont

ParentShowHint

PopupMenu

 Shape

ShowHint

TabOrder

TabStop

 UnlitColor

Visible

Properties

▶ Run-time only

 Key Properties

Caption

 Checked


Color

DragCursor

DragMode

Enabled

Font

 IgnoreEnable
d

 LitColor

ParentColor


ParentFont

ParentShowHi
nt

PopupMenu

 Shape

ShowHint

 State

TabOrder

TabStop

 UnlitColor

Visible

ShadowStyle Property

Applies to

TBalloonHint object

Declaration

property ShadowStyle: TBalloonShadowStyle;

Description

The ShadowStyle property determines the type of shading used under the balloon.

Note: Setting ShadowStyle to ssSolid and setting Operation to boUseRegions is nice for Windows '95.

GroupIndex Property

Applies to

TBWCCRadioButton, TLEDRadioButton, TODRadioButton objects

Declaration

property GroupIndex: Integer;

Description

The GroupIndex property determines which radio buttons work together as a group.

EraseBackground Property

Applies to

TODButton, TODCheckBox, TODCycler, TODRadioButton objects

Declaration

```
property EraseBackground: Boolean;
```

Description

The EraseBackground property determines whether the background of the control will be erased prior to painting. If your control paints the entire client area then EraseBackground should be False, otherwise EraseBackground should be True.

IsDown Property

Applies to

TODButton, TODCheckBox, TODCycler, TODRadioButton objects

Declaration

```
property IsDown: Boolean;
```

Description

The IsDown property determines whether the control should be drawn as pressed.

Step Property

Applies to

TODCycler object

Declaration

```
property Step: Integer;
```

Description

The Step property determines how much the Value property is incremented for each click. The range of possible values can be limited by the Min and Max properties.

TLEDShape Type

Unit

Feedback

Declaration

```
TLEDShape = (shCircle, shSquare);
```

Description

The TLEDShape type is used by the Shape property to determine the shape of TLEDCheckBox and TLEDRadioButton indicators.

Value Property

Applies to

TODCycler object

Declaration

property Value: Integer;

Description

The Value property holds the current value of a TODCycler object. The range of possible values can be limited by the Min and Max properties.



TDozer Component

[Properties](#)

[Methods](#)

[Events](#)

Unit

[DTMisc](#)

Description

TDozer is a descendent of TComponent. TDozer is used to put your program to 'sleep' for the time specified by DozeLength. TDozer will also generate OnTimer events (depending on the Interval setting) for the duration of the nap.

DozeFor Method

Applies to

TDozer object

Declaration

```
procedure DozeFor (ADozeLength: Word);
```

Description

The DozeFor method sets DozeLength to ADozeLength. and then calls Doze.

Doze Method

Applies to

TDozer object

Declaration

procedure Doze;

Description


The Doze method puts the program to 'sleep' for the time specified by DozeLength.

See Also

DozeFor

Methods

 Key Methods

 Doze

 DozeFor

DozeLength Property

Applies to

TDozer object

Declaration

```
property DozeLength: Word;
```

Description

The DozeLength property determines how long the program should 'sleep'. When this time has expired the OnWakeUp event will be fired.

Properties

▶ Run-time only

🔑 Key Properties

🔑 DozeLength

🔑 Interval

OnWakeUp Event

Applies to

IDozer object

Declaration


property OnWakeUp: TNotifyEvent;

Description

The OnWakeUp event is used to execute code when the time specified by DozeLength has expired.

Properties

▶ Run-time only

 Key Properties

 BorderColor

Caption

Color

DragCursor

DragMode

Enabled

 FaceColor


Font


ParentColor

ParentFont

ParentShowHint

PopupMenu

 ShadowColor

 ShadowOffset

ShowHint

TabOrder

TabStop

TextAlignment

Visible

LTrim Function

Unit

DTUtil

Declaration

```
function LTrim(s: string): string;
```

Remarks

Returns a string with the leading spaces removed.

Parameter	Description
-----------	-------------

s	string from which the leading spaces will be removed
---	--

Note: Under Delphi 2.0, this function is implemented as a simple wrapper for the Delphi TrimLeft function.



TShadowButton Component

[Properties](#) [Events](#)

Unit

[CustBtn](#)

Description

TShadowButton is a descendent of TButton. TShadowButton is a shadowed button which behaves like a standard command button.

DrawFountainFill Procedure

Unit

DTUtil

Declaration

```
procedure DrawFountainFill(Canvas: TCanvas; FromColor, ToColor: TColor;  
    Steps: Integer; Style: TFountainStyle; Height, Width: Integer; Palette:  
    HPalette; DrawOnCanvas: Boolean);
```

Remarks

This procedure draws a gradient on the specified canvas.

Parameter	Description
Canvas	Canvas to draw on
FromColor	Starting color for gradient
ToColor	Ending color for gradient
Steps	The number of colors from FromColor to ToColor
Style	Determines the appearance of the gradient - <u>TFountainStyle</u>
Height	Height of the area to fill
Width	Width of the area to fill
Palette	Palette to use - <u>CreateFountainFillPalette</u> can be used to create a suitable palette
DrawOnCanvas	If this parameter is True then drawing will occur directly on Canvas, otherwise drawing will occur on a temporary bitmap which will be transferred to Canvas when the gradient is complete.

LeftStr Function

Unit

DTUtil

Declaration

```
function LeftStr(s: string; cnt: Integer): string;
```

Remarks

Returns the leftmost *cnt* characters of *s*.

Parameter	Description
<i>s</i>	string from which the leftmost characters are returned
<i>cnt</i>	number of characters to return

BorderColor Property

Applies to

TBalloonHint, TShadowButton objects

Declaration

property BorderColor: TColor

Description

The BorderColor property determines the color of the border around the object.

ShadowOffset Property

Applies to

TShadowButton object

Declaration

```
property ShadowOffset: Integer;
```

Description

The ShadowOffset property determines the number of pixels to offset the button shadow.

ShadowColor Property

Applies to

TShadowButton object

Declaration

property ShadowColor: TColor

Description

The ShadowColor property determines the color of the button shadow.

TBalloonBehaviors Type

Unit

Balloon

Declaration

```
TBalloonBehavior = (bbNoShowMouseDown, bbUseRegions, bbHideOnPaint);  
TBalloonBehaviors = set of TBalloonBehavior;
```

Description

The TBalloonBehaviors type is used by the Behavior property of the TBalloonHint component to determine the behavior of the balloon. The following table describes the meaning of each value:

Value	Meaning
bbNoShowMouseDown	The balloon will not display if any mouse button is down. This helps to reduce the amount of screen flicker that occurs.
bbUseRegions	The balloon will take advantage of region windows when running under Win32. The balloon will behave just like the rectangular tooltip style hints. When using this setting it is best to set <u>ShadowStyle</u> to ssSolid. <i>Since Window NT does not currently export a 16-bit entry point for SetWindowRgn this value will be ignored in 16-bit applications running under Windows NT.</i>
bbHideOnPaint	The balloon will hide when a WM_PAINT message is sent to the application which includes an update rectangle which is under the balloon window. <i>This value is ignored when bbUseRegions is set.</i>

CreateFountainFillPalette Function

Unit

DTUtil

Declaration

```
function CreateFountainFillPalette(FromColor, ToColor: TColor; Steps:  
    Integer): HPalette;
```

Remarks

This function will return a Windows palette handle (HPALETTE) filled with the range of colors specified. Use this function in conjunction with DrawFountainFill to create nice gradient backgrounds. If the palette could not be created the return value will be zero.

Parameter	Description
FromColor	Starting color for gradient
ToColor	Ending color for gradient
Steps	The number of colors from FromColor to ToColor

GetColorStep Function

Unit

DTUtil

Declaration

```
function GetColorStep(FromColor, ToColor: TColor; Steps, Step: Integer):  
    TColor;
```

Remarks

This function will return an RGB color value for the specified step within the range of colors.

Parameter	Description
FromColor	Starting color for gradient
ToColor	Ending color for gradient
Steps	The number of colors from FromColor to ToColor
Step	Item within the range to return

Steps Property

Applies to

TFountainFill object

Declaration

```
property Steps: Integer;
```

Description

The Steps property determines how many colors will be drawn between FromColor and ToColor.

FromColor Property

Applies to

TFountainFill object

Declaration

```
property FromColor: TColor;
```

Description

The FromColor property determines the starting color of a fountain fill.

ToColor Property

Applies to

TFountainFill object

Declaration

```
property ToColor: TColor;
```

Description

The ToColor property determines the ending color of a fountain fill.

UsePalette Property

Applies to

TFountainFill object

Declaration

```
property UsePalette: Boolean;
```

Description

The UsePalette property determines if a fountain fill will use an optimized palette.

TextAlignment Property

Applies to

TShadowButton object

Declaration

```
property TextAlignment: TAlignment;
```

Description

The TextAlignment property determines the justification of text on the button.



TFComboBox Component

[TComboBox reference](#)

Unit

[DTMisc](#)

Description

TFComboBox is a descendent of TComboBox. Under Windows '95, the menu you specify for the PopupMenu property will not display if your combo box has an edit box while the mouse is over the edit box. TFComboBox fixes this problem - it does not add other properties or events to TComboBox.

Mid Function

Unit

DTUtil

Declaration

```
function Mid(s: string; idx, cnt: Integer): string;
```

Remarks

Returns a substring of a string. This function is identical in function to the built in Copy function.

Parameter	Description
s	string from which the substring will be extracted
idx	starting point
cnt	number of characters to return

RightStr Function

Unit

DTUtil

Declaration

```
function RightStr(s: string; cnt: Integer): string;
```

Remarks

Returns the rightmost *cnt* characters of *s*.

Parameter	Description
<i>s</i>	string from which the rightmost characters are returned
<i>cnt</i>	number of characters to return

RTrim Function

Unit

DTUtil

Declaration

```
function RTrim(s: string): string;
```

Remarks

Returns a string with the trailing spaces removed.

Parameter	Description
-----------	-------------

s	string from which the trailing spaces will be removed
---	---

Note: Under Delphi 2.0, this function is implemented as a simple wrapper for the Delphi TrimRight function.

Trim Function

Unit

DTUtil

Declaration

```
function Trim(s: string): string;
```

Remarks

Returns a string with the leading and trailing spaces removed.

Parameter	Description
s	string from which the leading and trailing spaces will be removed

Note: Since Delphi 2.0 contains a Trim function, this function is not included in the 32-bit version of DTools.

IgnoreEnabled Property

Applies to

TLEDCheckBox, TLEDRadioButton objects

Declaration

```
property IgnoreEnabled: Boolean;
```

Description

The IgnoreEnabled property determines whether or not the component will take the Enabled property into account when drawing the control. Normally the control would 'dim' the text color to indicate to the user that the component is disabled. If IgnoreEnabled is True, the control will be drawn as if it were enabled (text will be the normal color). The IgnoreEnabled property allows the component to be used as a status indicator without allowing the user to change values using the mouse or keyboard.



TTiledBitmap Component

[Properties](#) [Events](#)

Unit

[DTMisc](#)

Description

TTiledBitmap is a descendent of TGraphicControl. TTiledBitmap is a component to display tiled bitmaps.

Properties



Run-time only



Key Properties

Align

DragCursor

DragMode



Bitmap

Enabled

Hint

ParentShowHint

PopupMenu

ShowHint

Visible

RedrawOnUpDown Property

Applies to

TODCheckBox, TODCycler, TODRadioButton objects

Declaration

property RedrawOnUpDown: Boolean;

Description

The RedrawOnUpDown property determines whether the control will generate OnPaint events on an 'up/down' state change. The 'up/down' state change occurs when the user is moving the mouse on and off the control with the primary mouse button down.

THintStyle Type

Unit

DTUtil

Declaration

```
THintStyle = (hsDefault, hsCustom, hsSystem);
```

Description

The THintStyle type is used by to determine which font and colors to use when displaying hints. The following table describes the meaning of each value:

Value	Meaning
hsDefault	The hint will use the default Delphi settings of Black 8 point MS Sans Serif font and Application.HintColor for the hint background.
hsCustom	The hint will use the values specified in the Color and Font properties.
hsSystem	The hint will use the values stored in the system registry for Windows '95 (hsDefault when running under other than Windows '95).

DTools Installation

Component Installation

- Delphi 2.0: Choose Install from the Components menu
- Delphi 1.0: Choose Install Components from the Options menu
- Choose Add
- Choose Browse
- Select DTOOLS.PAS from the directory you put DTOOLS in
- Choose OK and wait
- There will now be a DTools page on your component palette

Help File Installation

Note: There are two help files referenced in this section - DTOOLS32 and DTOOLS. The only difference between the files are the links to Delphi help topics. Delphi 1.0 has VCL references in DELPHI.HLP while Delphi 2.0 has VCL references in VCL.HLP. There is no difference in the content of these files.

- Make sure Delphi is NOT running
- Put the DTools help files where Delphi can find them. This can be anywhere along your PATH or:

Delphi 2.0: c:\Program Files\Borland\Delphi 2.0\Bin

Copy DTOOLS32.HLP and DTOOLS32.CNT

Delphi 1.0: c:\delphi\bin

Copy DTOOLS.HLP and DTOOLS.CNT

- Run the HelpInst application that comes with Delphi
- Delphi 2.0: c:\Program Files\Borland\Delphi 2.0\Help\Tools\Helpinst.exe
- Delphi 1.0: c:\delphi\help\Helpinst.exe- Open DELPHI.HDX

Delphi 2.0: C:\Program Files\Borland\Delphi 2.0\BIN\delphi.hdx

Since HelpInst doesn't support long filenames you will probably need to select something like:

c:\progra~1\borland\delphi~1.0\bin\delphi.hdx

Delphi 1.0: c:\delphi\bin\delphi.hdx- Set the search paths

Delphi 2.0: Select Search paths from the Options menu. You need to specify the directory where the .KWF files can be found. This is usually:

C:\Program Files\Borland\Delphi 2.0\Help

For a default installation you can just type in ..\ (dot dot backslash) for the path.

Otherwise, since HelpInst doesn't support long filenames you will probably need to enter something like:

c:\progra~1\borland\delphi~1.0\help

Note: To avoid this step in the future, you can simply move or copy Helpinst.exe into the Delphi HELP directory where the .KWF files

reside.

Delphi 1.0: This step should be unnecessary for a normal Delphi 1.0 installation.

- Choose Add Keyword File from the Keywords menu
- Select the DTools keyword file:

Delphi 2.0: DTOOLS32.KWF

Delphi 1.0: DTOOLS.KWF

Putting the keyword file in the Delphi HELP directory will make your life easier if you need to run HelpInst in the future.

- Choose Save from the File menu and wait

Note: All directory references assume you installed Delphi using the setup defaults. If you installed Delphi using different directories, you will need to adjust these instructions to match your installation.

Properties



Run-time only



Key Properties



Caption
CheckColor



Checked

Color

DragCursor

DragMode

Enabled

Font

ParentColor

ParentFont

ParentShowHint

PopupMenu

ShowHint



State

TabOrder

TabStop

Visible

Properties



Run-time only



Key Properties



Caption

CheckColor



Checked

Color

DragCursor

DragMode

Enabled



Font

GroupIndex

ParentColor

ParentFont

ParentShowHint

PopupMenu

ShowHint

TabOrder

TabStop

Visible

Properties



Run-time only



Key Properties

Caption



EraseBackgro
und



RedrawOnUpDown



Canvas

Font

ShowHint



Checked



IsDown



State

Color

ParentColor

TabOrder

Ctl3D

ParentCtl3D

TabStop

DragCursor

ParentFont

Visible

DragMode

ParentShowHi
nt

Enabled

PopupMenu

CheckColor Property

Applies to

TBWCCCheckBox, TBWCCRadioButton objects

Declaration

property CheckColor: TColor;

Description

The CheckColor property determines the color of the 'checked' indicator for BWCC-style radio buttons and checkboxes.

Properties



Run-time only



Key Properties

Caption



Canvas



Checked

Color

Ctl3D

DragCursor

DragMode

Enabled



EraseBackground

Font



GroupIndex



IsDown

ParentColor

ParentCtl3D

ParentFont

ParentShowHint

PopupMenu



RedrawOnUpDown

ShowHint

TabOrder

TabStop

Visible

Properties



Run-time only



Key Properties



Caption

Canvas

Color

Ctl3D

DragCursor

DragMode

Enabled



EraseBackgro
und



Font

IsDown



Max



Min

ParentColor

ParentCtl3D

ParentFont

ParentShowHi
nt



PopupMenu

RedrawOnUpDown

ShowHint



Step

TabOrder

TabStop



Value

Visible

