

Organ-One

Virtual organ



© 2001 Bojo Software
www.bojo.dk

This manual was written by Bo Johansen.

Original release date: Apr. 2-2001

Current revision date: Apr. 2-2001

All information in this manual is subject to change without notice.

“Organ-One” is copyrighted software. Please refer to the license agreement during installation.

All product and company names are [™] or ® trademarks of their respective owners.

VST is a trademark of Steinberg Soft- und Hardware GmbH.

© Bojo Software 2001. All rights reserved.

3	Table of contents
4	Impulse DEMO - license agreement
5	Impulse Full version - license agreement
6	Introduction
7	Installation
8	The draw-bars
9	The amplifier
10	The LFO
11	The Stereo FX
12	Voice limit
13	MIDI implementation
14	How to order

If you are using the free DEMO version of Organ-One, please read the following licence agreement.

LICENSE AGREEMENT _ ORGAN-ONE DEMO
=====

1. GRANTING OF LICENSE. Bojo Software, as Licensor, grants to you, the Licensee, a non_exclusive license to use this software program (hereinafter referred to as the "SOFTWARE") in accordance with the terms contained in this license.

This Demo is freeware. You can use it as much as you want.

2. COPYRIGHT. All title and copyrights in and to the SOFTWARE, including but not limited to any images, texts, and sounds incorporated into the SOFTWARE, are owned by Bojo Software or its suppliers.

3. REDISTRIBUTION. You can freely distribute the SOFTWARE, provided that:

(a) you only distribute the original Install program of the SOFTWARE. (You can download the original Install program of the SOFTWARE from Bojo Software's Web site, <http://www.bojo.dk>) UNDER NO CIRCUMSTANCE ARE YOU LICENSED TO DISTRIBUTE ANY OTHER FILE OF THE SOFTWARE.

(b) you DO NOT charge, or ask for donations, for this.

(c) you DO NOT distribute it with any other product, commercial or not, without prior written permission.

4. GOVERNING LAW. If you acquired this product in Denmark, this agreement is governed by the Danish laws. If you acquired this product outside Denmark, then local law may apply.

5. DISCLAIMER OF WARRANTY. THE SOFTWARE AND THE ACCOMPANYING FILES ARE PROVIDED "AS IS" WITHOUT WARRANTY OF ANY KIND. TO THE MAXIMUM EXTENT PERMITTED BY APPLICABLE LAW, BOJO SOFTWARE DISCLAIMS ALL WARRANTIES, EXPRESSED OR IMPLIED, INCLUDING, BUT NOT LIMITED TO, ANY IMPLIED WARRANTIES OF PERFORMANCE, MERCHANTABILITY, FITNESS FOR A PARTICULAR PURPOSE, AND NONINFRINGEMENT. TO THE MAXIMUM EXTENT PERMITTED BY APPLICABLE LAW, IN NO EVENT SHALL BOJO SOFTWARE BE LIABLE FOR ANY DIRECT, INDIRECT, CONSEQUENTIAL OR INCIDENTAL DAMAGES (INCLUDING, BUT NOT LIMITED TO, DAMAGES FOR LOSS OF BUSINESS PROFITS, BUSINESS INTERRUPTION OR LOSS OF BUSINESS INFORMATION) ARISING OUT OF THE USE OF OR INABILITY TO USE THE SOFTWARE, EVEN IF BOJO SOFTWARE HAS BEEN ADVISED OF THE POSSIBILITY OF SUCH DAMAGES.

If you have purchased a license of the full version of Organ-One, please read the following licence agreement.

LICENSE AGREEMENT _ ORGAN-ONE

=====

1. GRANTING OF LICENSE. Bojo Software, as Licensor, grants to you, the Licensee, a non exclusive license to use this software program (hereinafter referred to as the "SOFTWARE") in accordance with the terms contained in this license.

You may use the SOFTWARE on a single computer. You may access the SOFTWARE through a network, provided that you have obtained individual licenses for the software to cover all workstations that will access the software through the network.

2. COPYRIGHT. All title and copyrights in and to the SOFTWARE, including but not limited to any images, texts, and sounds incorporated into the SOFTWARE, are owned by Bojo Software or its suppliers.

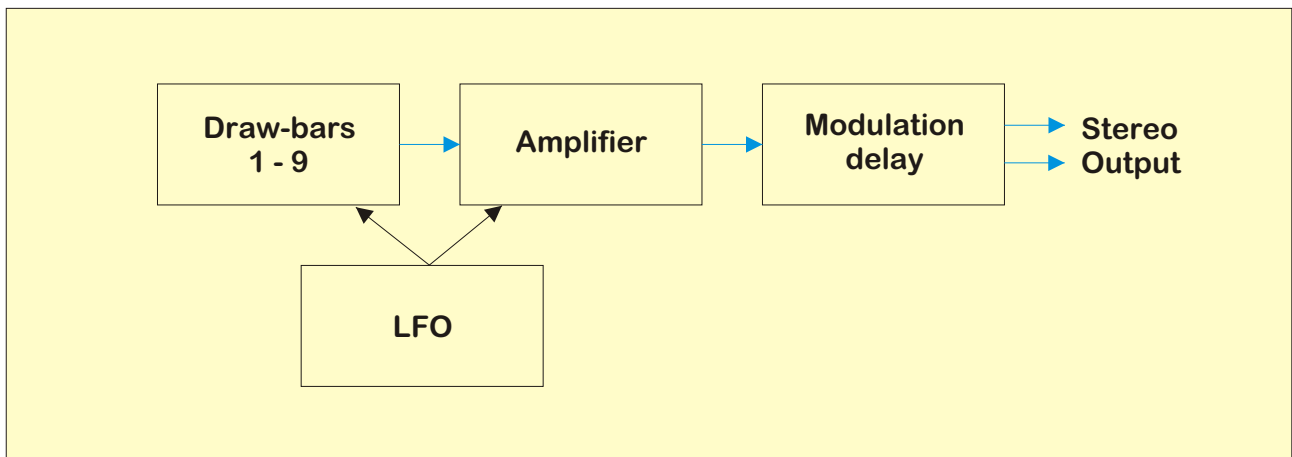
3. GOVERNING LAW. If you acquired this product in Denmark, this agreement is governed by the Danish laws. If you acquired this product outside Denmark, then local law may apply.

4. DISCLAIMER OF WARRANTY. THE SOFTWARE AND THE ACCOMPANYING FILES ARE PROVIDED "AS IS" WITHOUT WARRANTY OF ANY KIND. TO THE MAXIMUM EXTENT PERMITTED BY APPLICABLE LAW, BOJO SOFTWARE DISCLAIMS ALL WARRANTIES, EXPRESSED OR IMPLIED, INCLUDING, BUT NOT LIMITED TO, ANY IMPLIED WARRANTIES OF PERFORMANCE, MERCHANTABILITY, FITNESS FOR A PARTICULAR PURPOSE, AND NONINFRINGEMENT. TO THE MAXIMUM EXTENT PERMITTED BY APPLICABLE LAW, IN NO EVENT SHALL BOJO SOFTWARE BE LIABLE FOR ANY DIRECT, INDIRECT, CONSEQUENTIAL OR INCIDENTAL DAMAGES (INCLUDING, BUT NOT LIMITED TO, DAMAGES FOR LOSS OF BUSINESS PROFITS, BUSINESS INTERRUPTION OR LOSS OF BUSINESS INFORMATION) ARISING OUT OF THE USE OF OR INABILITY TO USE THE SOFTWARE, EVEN IF BOJO SOFTWARE HAS BEEN ADVISED OF THE POSSIBILITY OF SUCH DAMAGES.

Organ-One is a virtual organ for Cubase VST® and compatible systems.

Key features

- Simple, easy to use interface.
- BIG sound
- 16 voice polyphony
- 9 drawbars
- Modulation delay for a variety of Stereo-effects
- LFO with 8 different waveforms (incl. Random)
- Several MIDI-controllers implemented
- Drawbars controllable by MIDI



Host software:

To use Organ-One you need a VST 2.0 compatible host-software.

Since Organ-One is a plugin, it needs to be installed in such a manner that the host-application can find and use it. Normally this is done by installing Organ-One into a specific folder.

Installation:

To start installation run the installation file called “OrganOne100.exe” (the demo is called “OrganOnedemo.exe”) and follow the instructions on the screen. If you have a newer version of Cubase the installationprogram will locate the correct installation folder.

If you’re using an older version of Cubase or if you are using another host-software (f.inst. Logic Audio), you must select the correct installation folder manually.

In older versions of Cubase the installation folder is the folder called “vstplugins”, which is located under the folder in which Cubase is installed..

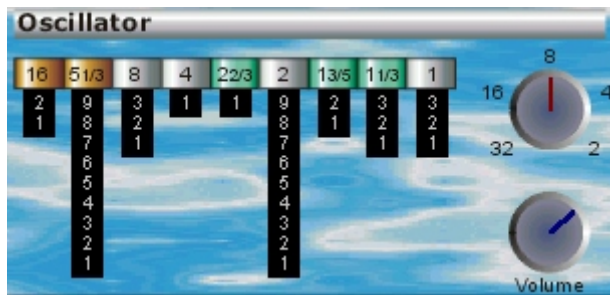
In Emagics Logic the installation folder is the folder called “vstplugins”, which is located under the folder in which Logic is installed..

Usage

After installation you should be able to select Organ-One as an instrument in your host-software. Please refer to the host-softwares documentation to get general information about using VST instruments.

Uninstallation

There is no automatic uninstallation of Organ-One. To uninstall OrganOne, simply delete the “OrganOne.dll” file. No other files are installed.



The draw-bars control the waveform of the oscillator, which produce the actual sound.

Draw-bars

Each draw-bar control the volume of an oscillator. The oscillator is sine wave and the volume range from off(0) to max volume(9).

The draw-bars are labelled with organ-pipe lengths and arranged at certain intervals that has become a standard for organs.

White draw-bars control harmonics at the same octave as the fundamental frequency. F.inst.8 is the basic frequency. 4 is one octave higher. 2 is another octave higher and so on.

Green draw-bars control the 3rd, 5th & 6th harmonics.

Brown draw-bars control the sub-harmonics: one octave lower than the fundamental frequency and it's 3rd harmonic.

By applying different volumes to the different harmonics, very interesting and diverse sounds can be produced.

Octave

This knob selects the oscillators octave. Position "8" is the standard octave.

Volume

This knob sets the overall volume of the sound. Use it to balance the volume of the different sounds with each other.



The amplifier shapes the volume over time, by using the envelope.

The envelope

Attack

This sets the time(0-10 sec.) it takes for the sound to rise from 0 to maximum volume.

Decay

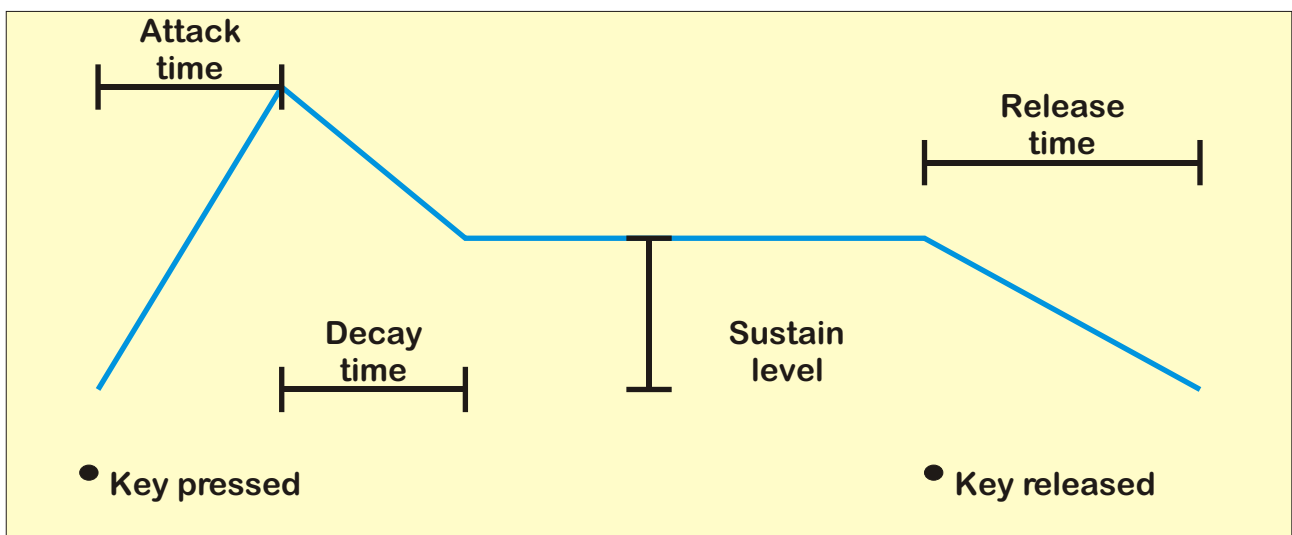
Sets the time (0-10 sec.) it takes the volume to fall from maximum to the sustain level .

Sustain

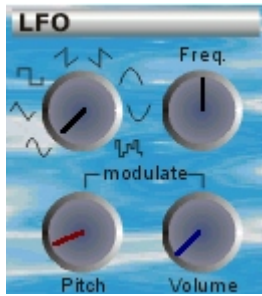
This knob sets the sustain level.

Release

Sets the time it takes the volume to fall to 0, after the key is released.



Example of an envelope



The LFO (Low Frequency Oscillator) repeatedly modulates pitch & volume with the selected waveform.

Waveform

Selects the type of waveform the LFO is using.

Sine, Triangle, Square, Saw up, Saw down, Exp up, Exp down or random.

Freq

Sets the speed of the LFO.


0.01 - 30 Hz.

Modulate Osc

Sets the amount that the LFO modulates the pitch of the oscillator. In this way vibrato effects can be obtained.

Modulate Volume

Sets the amount that the LFO modulates the volume of the sound. Use it to produce f.inst. tremolo effects.



The Stereo FX is basically a stereo modulation delay capable of making chorus, flanger, phasing, delay etc.

On/Off switch

Switches the effect section on/off. The “off” position saves processing power.

Delay time

Sets the delay time of the FX.

0.01 - 50 ms.

Feedback

Sets a percentage of feedback. Positive or negative.

Rate

Sets the frequency of the FX-LFO.

0.01 - 30 Hz.

Depth

Sets the amount that the FX-LFO modulates Delay time.

Stereo width

Changes the phase of modulation between left & right channels. Leftmost position results in mono-output, rightmost position results in the widest possible output.

Mix

When set at the “dry” position only the direct sound is output. At the “wet” position only FX sound is heard.

How to make different effects

	Delay time	Feedback	Rate	Depth	Mix
Flanger	low-medium	high	slow	max	wet only
Chorus/leslie	medium	min	slow-medium	medium	50/50
Delay	high	medium	-	min	50/50
Phasing/Jet	very low	very high	very slow	max	wet only

Voice limit



This knob limits the maximum number of voices.

When 2-16 voices are selected

In this mode voices are played polyphonically. When the organ runs out of available voices it “steals” a playing voice. Organ-One’s note-stealing algorithms ensure that the note-stealing will be as transparent as possible.

When “mono” is selected

In this mode only one voice can be heard at a time. If a key is pressed before the previous key is released, the envelopes will not re-trigger! This feature can be used very creatively in solo-playing.

Please note!

Every voice from 1 - “Voice limit” uses a bit of processing power, even when they are not playing. Always set the “Voice limit” to the maximum number of voices the organ will be playing.

Demo Version

In the demo version of Organ-One you can’t set the voice limit. Instead you have the choice between “mono” mode and “poly”(8 voice) mode. In “poly” mode a beep will sound every 15 seconds.

Organ-One has support for the following MIDI controllers.

Controller	1	Modulation
-	7	Volume
-	10	Pan
-	11	Expression (Good for gate effects)
-	21-29	Drawbars 1-9
-	64	Hold pedal
-	120	All sounds off
-	121	Reset controllers
-	123	All notes off

Furthermore Organ-One support pitch-bend messages. Pitch bend is hardwired to +/- 2 semitones.

Program change is also supported. This gives you the possibility to use the same channel to play different sounds. Please note that sound is cut off when a program change is received, so its best to send program change when the channel is silent.

Please note!

Some hosts (f.inst. Emagic's Logic) remaps some of the controllers. Therefore you may need to use another controller number than the above mentioned.

Price in US\$: 25

If you would like to purchase a license for Organ-One -Virtual organ, you can order on-line at ShareIt:

Go to <http://www.shareit.com> and enter the program ID number 142432 in the search window at the bottom left of the screen.

We also accept orders via email at: register@shareit.com