


Macintosh®

Adobe Streamline™



The tool that instantly
converts images into
line art

Adobe Streamline software for Macintosh quickly converts scanned black-and-white or color images into flexible Adobe™ PostScript™ language line art. Once converted, bring the line art into your drawing program and scale it to any size, while its lines stay sharp and clear. Edit it any way you want, without losing image quality. And print it at any resolution for beautiful results every time.



Adobe Streamline™



This photo of flowers was converted to line art in Adobe Streamline and mapped onto 3D artwork in Adobe Dimensions.™

Maximum Control

Adobe Streamline software is the perfect companion to drawing programs such as Adobe Illustrator™ and Aldus FreeHand®. Created for designers, illustrators and production artists, Adobe Streamline provides a variety of tools and options for converting bit-mapped images into flexible line art.

Scan a logo, sketch, photo or technical drawing from within Adobe Streamline, or open a wide variety of file formats. Then use selection tools such as the Lasso and Magic Wand or editing tools such as the Pencil, Line and Eraser to retouch all or part of the image before converting it. Contrast, Threshold and Levels controls let you define highlights, shadows and midtones.

Full Color Support

Adobe Streamline lets you posterize scanned color and grayscale photos, creating filled and stroked Adobe PostScript language line art. When you convert images to line art, you can choose up to 256 colors or 16 levels of gray. It's a great creative alternative to using conventional halftone images.

Once your image is converted, use the powerful Paint Style dialog box to apply process and custom colors. Edit process colors, or replace them with custom colors such as Pantone®* from any Adobe Illustrator file. Selection options make it easy to change any color in every place it appears.

Built-in Accuracy

Adobe Streamline can compensate for improper alignment of scanned images and straighten horizontal and vertical lines. The program also can treat elements with common borders as separate shapes to simplify editing.

Broad Compatibility

With Adobe Streamline software, you can save your artwork in many popular file formats for export to drawing, CAD, graphics and page-layout programs. Or you can copy and paste images between Adobe Streamline and Adobe Illustrator, Adobe Dimensions and Adobe Photoshop™ software for Macintosh.

You can also bring a bitmapped image from Adobe Photoshop into Adobe Streamline, convert it to line art, and copy your line art back into Adobe Photoshop. This makes it easy to create effects that are difficult to do manually, such as increasing line weight throughout an image.

Save Conversion Settings

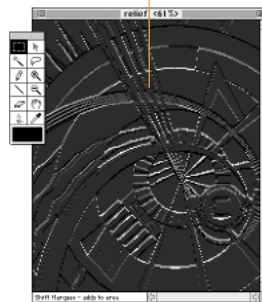
Choose from time-saving preset conversion options for logos, color photos, sketches and more. You can also customize settings and save them to use again and again, minimizing the work for later conversions. And if you have many images to convert – such as a set of logos – you can batch process all the files.

About Adobe Systems...

Founded in 1982, Adobe Systems develops, markets and supports computer software products and technologies that enable users to create, display, print and communicate all kinds of electronic documents

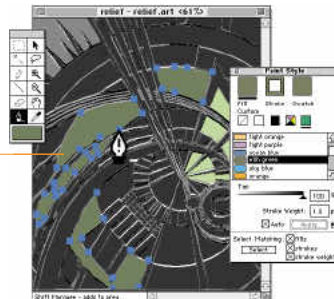


Bitmapped images can often meet your production needs, but can be difficult to work with if any changes are required.




Adobe Streamline automatically converts your bitmapped image into high-quality Adobe PostScript language line art.

The Paint Style palette lets you use an unlimited number of custom colors, and change any color in every place it appears.



Use the clipboard to copy artwork and paste it directly into Adobe Illustrator, or open it in another popular drawing program. Then scale the image to any size, while its lines stay sharp and clear.

Because the line art you convert with Adobe Streamline is Bézier curve-based, you can use any tools from your drawing program to further edit the image.



Add type effects, backgrounds and borders, plus other elements converted with Adobe Streamline, to create finished artwork.


Key Features

Pixel Editing Tools

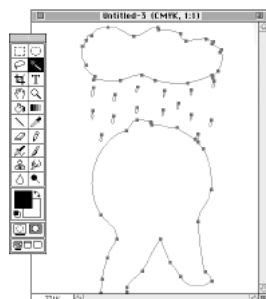
- Enhance or correct complex images with Pencil, Line and Eraser tools.
- Select parts of an image to convert or modify with Magic Wand, Lasso, Adjust Levels and Marquee tools.
- Apply new colors to selected areas with the Eyedropper tool, Paint Style dialog box and Fill command.

Conversion Options

- Choose from time-saving preset conversion options for logos, color photos, sketches and more.
- For posterizing images, the Color and Grayscale option recognises up to 16 levels of gray and up to 256 colors. Use the Paint Style dialog box to change the color in a converted image.
- The Outline option locates the edges of a bitmap and converts it automatically to Adobe PostScript language line art. It's ideal for converting logos, clip art, original sketches and other graphic elements.
- The Centerline option finds the center of a line and produces vector line art of the stroke weight you specify. It's perfect for converting technical illustrations and schematics.
- The Line Recognition feature converts slightly angled lines into perfectly straight horizontal and vertical lines. This capability is ideal for converting forms.



Using Adobe Streamline, it's easy to combine illustrative and photographic artwork. First, scan your sketch into Adobe Streamline, convert it and add colour, if you wish.




Then, select the image outline and copy it into Adobe Photoshop as a pen path. This lets you create a mask of any or all portions of the image at once, instead of having to mask each part individually (such as the raindrops).



Next, copy the Adobe Streamline image directly into your Adobe Photoshop mask.



And add photographic imagery and type effects to produce your final artwork.



Vector Editing Tools

- Select fills or strokes of one color and change them easily to other process or custom colors.
- Remove anchor points or use the Smoothing command to simplify shapes.
- Assign custom colors from any Adobe Illustrator file for easier editing.

Bitmapped Image File Formats supported

- Adobe Photoshop 2.0 or 2.5, PICT, TIFF

Artwork File Formats supported

- Adobe Illustrator 3.0 or 5.0, Adobe Illustrator 1.1 or Adobe Illustrator 88™
- Aldus FreeHand 3.0
- PICT
- Encapsulated PostScript (EPS) for placement in all popular page-layout applications
- DXF (for CAD applications)

Product Includes

- Adobe Streamline software
- Sample files
- User guide and tutorial

Requirements

- Macintosh computer with a 68020 or greater processor, including SE 30, II family, LC family, Classic® II, Color Classic, PowerBook™, Performa™, Quadra™ and Macintosh Centris™
- Apple® System Software version 6.0.7 or greater, including version 7.0 or greater
- 2 MB of application RAM
- Hard drive
- To print Adobe Streamline files: Adobe Illustrator software, Aldus Freehand 3.0 software or other drawing application that imports files in those formats

Recommendations

- 4 MB or more of application RAM
- Apple System Software version 7.0 or greater
- Color monitor
- Scanner with Adobe Photoshop-compatible plug-in support

Suggested Retail Price

\$199

For More Information

Call 1-800-833-6687 or see the Adobe Authorized Reseller nearest you. Outside the USA and Canada, contact your local Adobe distributor.

Adobe Systems Incorporated
1585 Charleston Road, P.O. Box 7900, Mountain View
California 94039-7900 USA

Adobe Systems Europe B.V.,
Europalaza, Hoogoorddreef 54a, 1101 BE Amsterdam Z.O.,
The Netherlands

Adobe Systems Japan
Swiss Bank House, 4-1-8 Toranomon, Minato-ku
Tokyo 105 Japan

This brochure was created with Adobe Dimensions, Adobe Illustrator, Adobe Photoshop and Adobe Streamline software and font software from the Adobe Type Library. Adobe, the Adobe logo, Adobe Dimensions, Adobe Illustrator, Adobe Illustrator 88, Adobe Photoshop, Adobe Streamline and PostScript are trademarks of Adobe Systems Incorporated which may be registered in certain jurisdictions. *Pantone Inc.'s check-standard trademark for color reproduction and color-reproduction materials. Apple and Macintosh are registered trademarks and Macintosh Centris, Performa, PowerBook and Quadra are trademarks of Apple Computer, Inc. Classic is a registered trademark licensed to Apple Computer Inc. Aldus FreeHand is a registered trademark of Aldus Corporation.
Copyright © 1992-1993 Adobe Systems Incorporated. All rights reserved. Printed in the USA. Part Number 0199-6868 10.93