



Note: *The contents of this file are duplicated as a text file called README.TXT.*

Close

Exit


This help contains important information about installing and running Ulead Browser and Viewer.


 [This is Freeware!](#)

 What is

 [Viewer](#)

 [Browser](#)

 [an album](#)


 [File Formats Supported](#)


 [System Requirements](#)


 [Installation](#)


 Program Notes


 [Crossed Out Browser Thumbnail Index Numbers](#)

 [Audio and Video files](#)


 [Creating Albums for Browser](#)

 [Additional Sources of Information](#)

 [License Agreement](#)

 Contacting Ulead Systems

 [North and South America](#)

 [International](#)

This is Freeware!

These image handling programs are free!

Why are we doing this? Because everyone's need for fast and accurate communication becomes more critical every day. Now, more than ever, we are using networks, BBSs and the Internet to exchange ideas -- and a lot involves multimedia files. Ulead specializes in multimedia solutions. Consider these programs for organizing and viewing files a gift to help us all communicate better.

What is Browser?

Browser is a handy program that allows you to preview miniature, low resolution reproductions of larger image or other media files as thumbnails in albums. By downloading albums from the net, (or your BBS), you can check out the images contained within and decide which ones you want on the basis of how they look, not how they are described. Not only that, but once downloaded, Browser keeps track of the images you have by linking their locations and allowing you to assign keywords, descriptions, and subject information. You can even create new albums from those you already have to distribute to others or better organize your own file collections. Finally, Browser makes using the images you download in other applications easier through drag-and-drop OLE linking and embedding.

What is Viewer?

Viewer is a powerful viewing utility that allows you to quickly open, view, and make minor modifications to image files. You can zoom in to 8x and out to 1/8x size according to your needs. As a stand-alone program, you can open practically any image in Viewer by dragging it from File Manager or Viewer's Open dialog box. When used with Browser, double-clicking on an image in Browser automatically shows it in Viewer, (as long as the image is present and linked in your system). Viewer supports OLE, allows you to crop unwanted portions of images, and has a unique "global viewer" that helps you navigate about images that are larger than their windows. By opening a file in one format and then saving it to another, you can perform quick file conversions.

File Formats Supported

This version of Viewer supports the following file formats:

Note: Click on the file format to determine the degree of support.

BMP CGM EPS GIF JPEG

PCD PCX TGA TIFF WMF

Browser displays all of the above formats, and can also support:

AVI CDR FLI FLC MIDI

MOV RTF WAV


Note: Browser can also support other files formats if they have application links in the Windows Registration Database.

Windows **BitMaP**



A popular device-independent Windows file format. This format can be understood by practically any Windows program that supports graphics. One popular use for this format is to create wallpaper and patterns for the Windows desktop. Viewer fully supports this format.

Computer Graphics Metafile



A device independent graphics file format well suited for two-dimensional CAD drawings. This format is widely accepted by many programs. Viewer can only read these files and save them to other formats.

Encapsulated **PostScript**



A device independent file format for PostScript printing and file exchange. Viewer can only read and write to the raster component of this format.

Graphics Interchange Format



A popular file format developed by Compuserve for exchanging Image data via modem. The GIF format supports indexed 16-and 256- Color formats as well as Grayscale and Black and White. Viewer fully supports this format.

Joint Photographers Experts Group
Interchange Format



An industry standard file format developed by the Joint Photographers Experts Group for file exchange. This True Color or Grayscale format offers superior compression of large images, sometimes achieving ratios up to 100 to 1. However, it uses a lossy compression method which means that some data is irreversibly altered during compression. For on-line use, the losses are rarely noticeable. Viewer fully supports this format.

Kodak PhotoCD




This proprietary format was created by Eastman Kodak for putting photographs on CDs. PCD files simultaneously support Grayscale, Indexed 256-Color, and RGB True Color data types. Viewer can only read PCD files and save them to other formats.

PC Paintbrush



A popular format for some scanning packages and painting programs, this format supports Black and White, 256-color, Grayscale, HI Color, RGB True Color, and CMYK True Color. Viewer fully supports this format.

TarGA File Format



Developed by TrueVision for its full color video boards, this format has gained wide acceptance for many video capture applications. It supports Grayscale, Indexed 256-Color, Hi Color, and True Color data types. Viewer fully supports this format.

Tagged Image File Format



Developed to promote the use of desktop scanners and DTP applications on a PC, this format has become very popular and is supported by many programs across all platforms. It supports Black and White, Grayscale, Indexed 16- and 256-Color, and RGB and CMYK True Color data types. To control file size, it uses PackBits, CCITT G3 1-D, and other compression methods. Viewer fully supports this format.

Windows MetaFile



A device independent file format that supports both vector and raster components. This format supports Black and White, Indexed 16- and 256-Color, and RGB True Color data types. It is a widely accepted format among modern Windows-based programs. Viewer can read all WMF files and save raster-based ones.

Microsoft **AVI** file



This format was developed by Microsoft for reproducing video in Windows. You must have Microsoft Video for Windows runtime and Windows Media Player to view AVI files from Browser.

QuickTime **MOV**ie 

This format was developed by Apple Corp. for reproducing digital video. You must have Apple QuickTime for Windows runtime to view MOV files from Browser.

Autodesk Animation



These formats were developed by Autodesk for reproducing digital animations. You must have Windows Media Player to view these files from Browser.

Musical Instrument Digital Interface

This is the MIDI (**M**usical **I**nstrument **D**igital **I**nterface) file format. It is a standard for communication between musical synthesizers. You must have a sound board that supports Windows and Windows Media Player to play these files from Browser.

Microsoft **WAV**e file



This format was developed by Microsoft for reproducing sound in Windows. You must have a sound board and Windows Media Player to listen to WAV files from Browser

CorelDRAW

This is the native format for graphics created in CorelDraw. Browser displays a thumbnail identifying the file as a CorelDraw file and creates a link to CorelDraw for it. You must have CorelDraw, or another valid application linked program to open or view CDR files from Browser.

Rich Text Format



This is the Rich Text Format developed by Microsoft. Browser displays an RTF icon identifying the file. You must have a valid application linked program to open or view RTF files from Browser.

System Requirements

Required:

- IBM PC (or compatible)
- MS-Windows v. 3.1 (or higher)
- Microsoft Mouse (or compatible)
- At least 4 MB disk space (for program files)

Recommended:

- 4 MB RAM
- Windows Media Player (for multimedia support)
-  Microsoft Video for Windows Runtime (for AVI support)
-  Apple QuickTime for Windows Runtime (for QuickTime support)
- Windows compatible sound card (for audio support)

Installation

After downloading ULBROWSE.EXE, follow these steps to install the programs:

1. Create a temporary directory and place ULBROWSE.EXE in it, (ex. C:\ULTEMP).
2. Exit or switch to DOS and make the directory from step 1 the default directory.
3. At the DOS prompt, type:

ULBROWSE -d

and press Enter. The program self extracts, creating two sub-directories under the current one, (DISK1 and DISK2).

4. Return to Windows and open File Manager.
5. Double-click on the INSTALL.EXE program in the DISK1 directory created during step 3.
6. Follow the instructions that appear on screen.

Note: When installing from original diskettes, skip steps 1 - 3 and use the drive for disk 1 to run the INSTALL program.

Crossed out Browser thumbnail index numbers

When you first download an album and open it in Browser, an X appears in the upper left corner of each thumbnail. This indicates that the link between Browser and the actual media file is broken. You cannot access Viewer, Media Player, or any other program to see the actual file until the link has been restored.

To restore the link, download the file to your PC and use the Relink command in Browser's Thumbnail menu. For complete details, see the Browser on-line help.

Audio and video files

If you have trouble playing audio or video files from albums in Browser, make sure you have the proper drivers installed:



To play audio, you must have a Windows compatible sound card and Windows MediaPlayer installed. Browser supports the WAV and MIDI file formats.



To play AVI files, you need MS Video for Windows (VFW) runtime. Browser is fully compatible with MS Video for Windows.



To play QuickTime movie files (MOV files), you need Apple QuickTime for Windows. Browser fully supports Apple QuickTime for Windows.

Obtaining Microsoft Video for Windows Runtime

Microsoft Video for Windows runtime is available from the Internet at <ftp.microsoft.com>. Download VFW11D.EXE

Obtaining Apple QuickTime for Windows Runtime

Apple QuickTime for Windows runtime is available on the Internet at <ftp.apple.com>. Download QTW111.EXE

Creating albums for Browser

Browser allows you to create new albums of images contained in other existing albums using the Make Album command. You may also drag and drop thumbnails between albums with your mouse.

To create an entirely new album, you must use Ulead Album. This program is included in the award winning ImagePals and MediaStudio packages and is useful for helping with practically every aspect of your file management needs.

If you are a sysop or media file distributor, contact Ulead Systems for a special offer to enable you to create and distribute album files.

Additional Sources of Information

In addition to this document, the following files provide further information:

VIEWER.HLP On-line help for the Viewer program

BROWSER.HLP On-line help for the Browser program

PRODUCTS.HLP A Windows help file describing other Ulead products and how to order them.

License Agreement

This Software is owned by Ulead Systems, Incorporated. Ulead Systems grants to the user a non-exclusive license to use this Software solely for its internal business purposes. The user shall not commercially distribute, sub license, resell, or otherwise transfer for any consideration, or reproduce for any such purposes, the Ulead Browser or Ulead Viewer or any modification or derivation thereof, either alone or in conjunction with any other product or program. Further, the user shall not disassemble, reverse engineer, decompile, or otherwise abuse the intended purpose under this License Agreement.

Please contact Ulead for the applicable licensing terms for all other uses of the Ulead Browser and Viewer modules. The "Ulead Browser and Viewer modules" are those files included in the Ulead Browser and Viewer package.

The Ulead Browser and Ulead Viewer are provided to the user "as is." Ulead makes no warranties, either expressed or implied, with respect to the software and/or associated materials provided to the user, including but not limited to any warranty of merchantability, fitness for a particular purpose and against infringement.

Limitation of liability -- Ulead shall not be liable for any claims or damages whatsoever, including property damage, personal injury, intellectual property infringement, loss of profits, or interruption of business, or for any special, consequential or incidental damages, however caused, whether arising out of breach of warranty, contract, tort (including negligence), strict liability, or otherwise.

In North and South America

If you would like more information about Ulead products, or better yet, want to purchase one of our other fine products, contact us by any of the methods listed below. Our California office is open Monday through Friday from 9:00 AM to 5:00 PM Pacific Standard Time.

Sorry! Ulead does not provide technical support services for freeware products.



Phone



Fax



Mail



Ulead BBS



E-Mail



W W W



Click here for a pre-printed fax or mailer.

Give us a call at

(310)-523-9393

or toll free in the USA at

1-800-858-5323

Send a fax to

(310)-523-9399



Click here for a pre-printed fax or mailer.

Send a letter to us at

Ulead Systems, Inc.
970 West 190th Street, Suite 520
Torrance, CA 90502



[Click here for a pre-printed fax or mailer](#)

Dial up the Ulead BBS at

(310)-523-9389 19200 bps (N,8,1)

Send E-Mail to us at

info@ulead.com

International

If you would like more information about Ulead products, or better yet, want to purchase one of our other fine products, contact us by any of the methods listed below. Our staff is fluent in English, French, German, and Chinese. Office hours are Monday through Friday from 9:00 AM to 6:30 PM Taiwan time.

Sorry! Ulead does not provide technical support services for freeware products.



Phone



Ulead BBS



Fax



E-Mail



Mail



W W W

[Click here for a pre-printed fax or mailer.](#)

Give us a call at

+886-2-764-8599

Send a fax to

+886-2-764-9599



[Click here for a pre-printed fax or mailer.](#)

Write us a letter at

Ulead Systems, Inc.
12F-A, 563 Chung Hsiao E. Rd.,
Sec 4,
Taipei, Taiwan, R.O.C.



[Click here for a pre-printed fax or mailer.](#)

Dial up the Ulead BBS at

+886-2-764-7585 19200 bps (N,8,1)

Please send me more information about:

[back](#) 

☐

ImagePals

☐

MediaStudio

☐

MorphStudio

Name _____ Telephone _____
Company _____ Fax _____
Address _____ E-Mail _____

Zip/Post code _____ Country _____

Where did you find this product? _____

Please use the other side for comments.

----- fold here if mailing -----



Ulead Systems, Inc.
12F A 563 Chung Hsiao E. Rd., Sec. 3,
Taipei, Taiwan, R.O.C.
Ph: +886-2-764-8599 Fax: +886-2-764-9599

----- fold here if mailing -----



From: _____

To: Ulead Systems
12F-A, 563 Chung Hsiao E. Rd., Sec. 3,
Taipei, Taiwan, R.O.C.

Please send me more information about:

[back](#) 

☐

ImagePals

☐

MediaStudio

☐

MorphStudio

Name _____ Telephone _____
Company _____ Fax _____
Address _____ E-Mail _____

Zip/Post code _____ Country _____

Where did you find this product? _____

Please use the other side for comments.

----- fold here if mailing -----



Ulead Systems, Inc.
970 West 190th Street, Suite 520
Torrance, CA 90502
Ph: (310)-523-9393 Fax: (310)-523-9399

----- fold here if mailing -----



From: _____

To: Ulead Systems, Inc.
970 West 190th Street, Suite 520
Torrance, CA 90502

Conflicts

Make sure the DMA channel and IRQ hardware interrupt numbers for your sound card do not cause any hardware conflicts. Refer to your sound card's documentation for further guidance.

What is an album?

An album is a catalog that helps track and identify files on CDs, hard disks, diskettes, or other storage mediums. Thumbnail images offer a visual indication of each file's contents. What makes albums so useful is that you don't need the actual files to know what they contain -- just look at the thumbnail. You can also add information, such as keywords, descriptions, and subject data to make searching for and identifying files even easier.

To create a new album, you must use Ulead Album. This program is included in the award winning ImagePals and MediaStudio packages and is useful for helping with practically every aspect of your file management needs.

If you are a sysop or media file distributor, contact Ulead Systems for a special offer to enable you to create and distribute album files.

Send a message to the Ulead Home Page at:

<http://www.seed.net.tw/~ulead/>

