

# Bars

by Webvisia LLC



## User Guide

[www.webvisia.com](http://www.webvisia.com)

© Copyright Webvisia LLC, 2002

All rights reserved. This manual and the programs referred to herein are copyrighted works of Webvisia LLC.

The information in this document is subject to change without notice.

Webvisia LLC accepts no liability for loss or consequential loss from misuse or any defect or failure of the programs howsoever arising.

© 2002 Webvisia LLC Bars and Bars logo are trademarks or registered trademarks of Webvisia LLC in the U.S. and/or other countries. All rights reserved.

3Com, the 3Com logo, Palm Computing and HotSync are registered trademarks, and Palm III, Palm IIIx, Palm V, the Palm III logo, the Palm IIIx logo, the Palm V logo and the Palm Computing platform logo are trademarks of Palm Computing, Inc, 3Com Corporation or its subsidiaries.

Acrobat and PDF are trademarks of Adobe. All other brands and product names may be trademarks or registered trademarks of their respective holders.

Version 2.10

July 2002

English

## **LICENSE AGREEMENT**

\*\*\* Please read this entire agreement \*\*\*

This End-User License Agreement (the "Agreement") is a legal agreement between you ("Licensee"), the end-user, and Webvisia LLC ("Webvisia") for the use of the Bars software product ("Software").

By using this Software or any part of it, you are agreeing to be bound by the terms of this Agreement.

If you do not agree to the terms of this Agreement do not install this Software.

## **COPYRIGHT**

This Software is protected by both United States copyright law and international treaty provisions.

## **LICENSE AND DISTRIBUTION**

The evaluation copy of this Software is free of charge for unlimited period of time. You must pay the license fee and register your copy to continue to use the Software and to play the whole game. Until you purchase and register the product you will only be able to play levels 1, 2, 3 and 4. You're allowed to make as many copies of this evaluation version (in UNMODIFIED form) as you wish to distribute.

## **RESTRICTIONS**

You may not nor permit anyone else to de-compile, reverse engineer, or disassemble, modify, or create derivative works based on the SOFTWARE or the documentation in whole or in part. You may not use the Software for any commercial purpose or public display, performance, sale or rental. You may not use the Software to perform any unauthorized transfer of information (e.g. transfer of files in violation of a copyright) or for any illegal purpose.

## **NO WARRANTIES**

This software and any related documentation is provided "as is" without warranty of any kind.

Webvisia LLC specifically disclaims all warranties, expressed or implied, including but not limited to implied warranties of fitness for any particular purpose and of merchantability.

## **LIMITATION OF LIABILITY**

In no event will Webvisia LLC be liable to you for any damages, including but not limited to any loss of data, lost profits, lost savings, commercial damage or other incidental or consequential damages arising out of the use or inability to use this program directly or indirectly, or for any claim by any other party.

## **Contacting Webvisia LLC**

There are several ways to get in touch with us here at Webvisia LLC. E-mail is the preferred form of communication, but whatever works for you is fine. If you have any questions, commands, suggestions or compliments, please don't hesitate to contact us.

E-mail: [support@webvisia.com](mailto:support@webvisia.com)

World Wide Web: <http://www.webvisia.com>

## **Reporting Bugs**

If you find a bug in our software, it would be helpful if you reported the bug to us. To report a bug, please e-mail us with Bug Report Request in the subject line. In your e-mail, include the following information:

What type of PalmPilot you are using (i.e. Personal).

The software name and version number (i.e. Bars 2.10).

The error number and the exact contents of the error message.

A brief description of how we can recreate the error.

Your name and e-mail address so we can contact you when the bug is fixed.

It is best to report bugs by e-mail, so that the programmers have a written record of the information they need to solve the problem. As soon as we receive your e-mail, we will examine the problem, and fix it. Because our programmers are busy creating software, it can take a while for them to reply, but they will release a new version of the software that fixes the bug as soon as they can.

## Bars – User Guide

### Welcome and Registration

#### Welcome to Bars



Webvisia Bars is a colorful game to challenge your mind and reactions.

Included in this archive are the following packages:

Bars.prc - This is the software package that you need to install on your PalmPilot.

Bars.pdf - This is the Users' Manual for Bars. You are reading it right now.

#### **System Requirements**

Palm OS 3.0 or higher.  
108 Kb of free memory

## Registering Bars

Bars is downloadable shareware. Its registered copy costs \$3.95.

The demo version is completely functional except that you can only play at levels 1, 2, 3 and 4. After purchasing the product, you will receive a registration key. The restrictions will disappear and you will be able to play at any level you wish!

You can register your software at our retailers' web sites:

[www.palmgear.com](http://www.palmgear.com)

[www.handango.com](http://www.handango.com)

It is very important that you include your Serial Number EXACTLY as it is shown in your PalmPilot (tap **Menu|Help|Registration** to see it). We use this to generate your Registration Key, so you must be precise.



Once you register, you will receive by e-mail a Registration Key from us. To enter the Registration Key, first tap on the Menu silkscreen button. Then, select Help, and tap Registration. Finally, enter your Registration Key on the space provided (see the above illustration).



## The Goal

The goal of the game is to remove all the bars from the screen. You do that by tapping them. A bar must be detached so that you can remove it. If it overlaps with another bar, you will not be able to remove it and your tap will be a waste of time and a go. Bars pile up in the screen – the higher the level, the faster their speed.

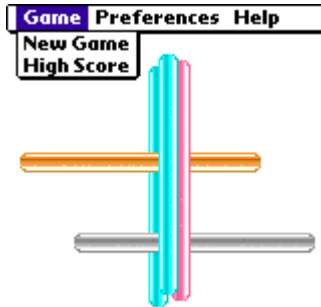
## Start – New Game

In the main applications screen of your device, tap the Bars icon. The logo screen will appear.




## Start – Choose Your Starting Level

The game begins with Level 1 and then gradually moves you to the next levels. If you wish to start from a higher level you should go to **Menu|Game|New game**



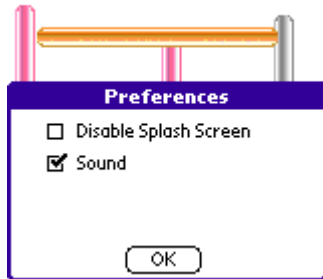
The following screen will appear:



Select the level you wish to start from (if the game is not registered you can choose up to 4 level). Tap **START** to start the game.

## Start – The Sound Option

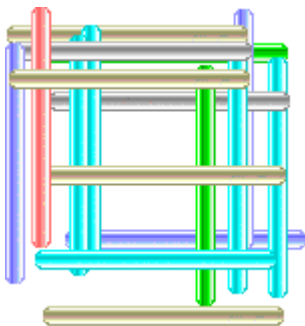
If you wish to enable the sound option while playing, go to **Menu|Preferences** and tap the check box before Sound. Alternatively, disable this box to play the game in silence.



If you don't want to see the logo every time you start the game, go to **Menu|Preferences** and check the **Disable Splash Screen** box (you can do that only if the game is registered).

## Play Bars

Each level of the game begins with a number of color bars piled in the screen. You have to quickly remove them by tapping them. The faster you do that the better your time will be and the greater your chances to enter the High Scores Board.



## Levels

Bars has 12 levels. The number of bars and the speed at which they fill in the screen increase as the levels ascend.

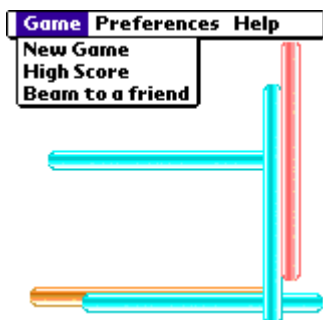
## Scoring

Your score depends on the time for which you will manage to complete the level. The following screen will appear when you finish the game.



Enter your name in the space provided and tap **OK** to continue.

If you want to copy the **Bars** from one Palm device to another you must choose the option **Beam to a friend** from **Menu |Game | Beam to a friend**.



## High Scores

Once you have recorded your score the High Scores Board will appear. You can see here the best score recorded for each of the levels.

A screenshot of a high scores board with a teal background and a purple border. It contains a table with three columns: 'No:', 'Name:', 'Level', and 'Time'. The table lists three entries: 1 Neil 5 50, 2 Kevin Ly 4 50, and 3 Maryann 3 30. Below the table, the text 'Tap to continue' is displayed.

No:	Name:	Level	Time
1	Neil	5	50
2	Kevin Ly	4	50
3	Maryann	3	30

Tap to continue

## View Your Scores

To view your scores go to **Menu|Game|High Scores**.

## Help

Bars offers some simplified internal help. You can find there some basic information of the rules of the game and its final goal.

To view these helpful tips go to **Menu|Help|Help**. The following screen will appear:



Tap **Done** to quit the screen.

## The End

Well, that's all for now. Enjoy your time with Bars

**Webvisia LLC**  
**[www.webvisia.com](http://www.webvisia.com)**